



**North East London**  
Clinical Commissioning Group

# **NEL COVID-19 vaccination programme and flu immunisation programme data pack**

---

Produced by the vaccination and immunisation data team

22<sup>nd</sup> February 2022

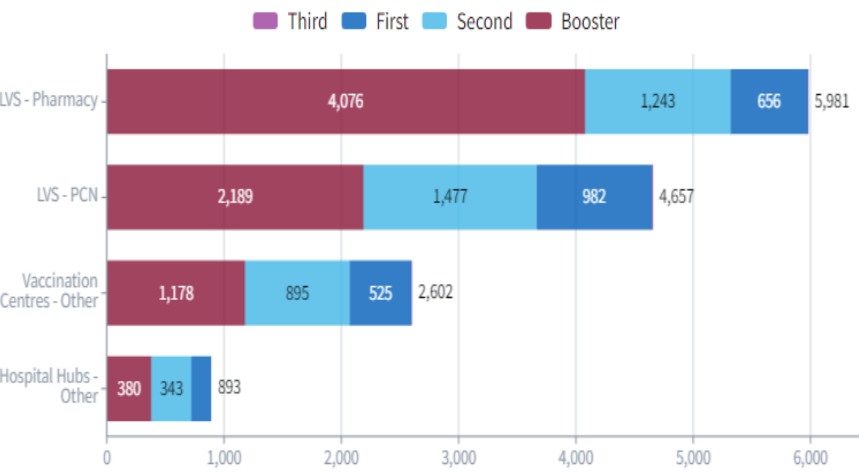
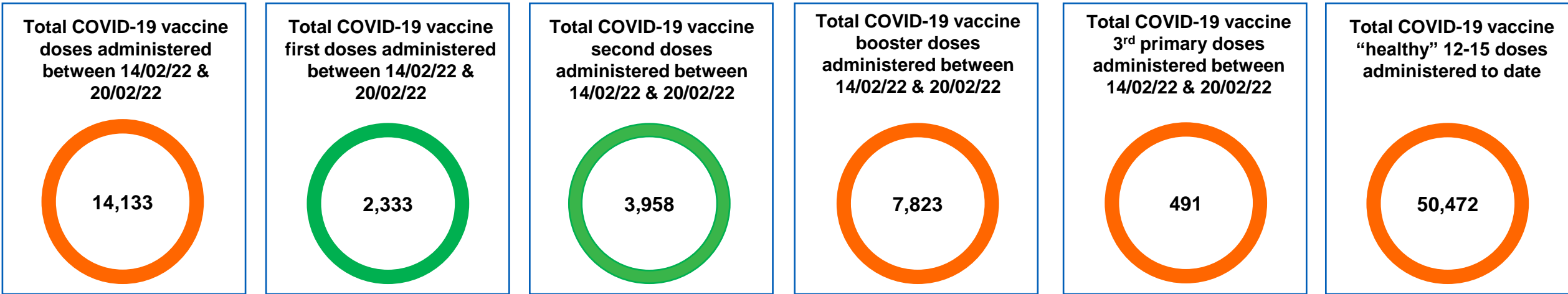


# One page summary

## Performance summary COVID-19 Vaccination and Flu Immunisation Programmes

Total number of COVID-19 vaccine doses administered to date: 3,484,569

67% of the population aged 12+ have received a first dose and 62% have received a second dose.  
66% of the population aged 16+ who have received a second dose have also received a booster dose.



### Key successes

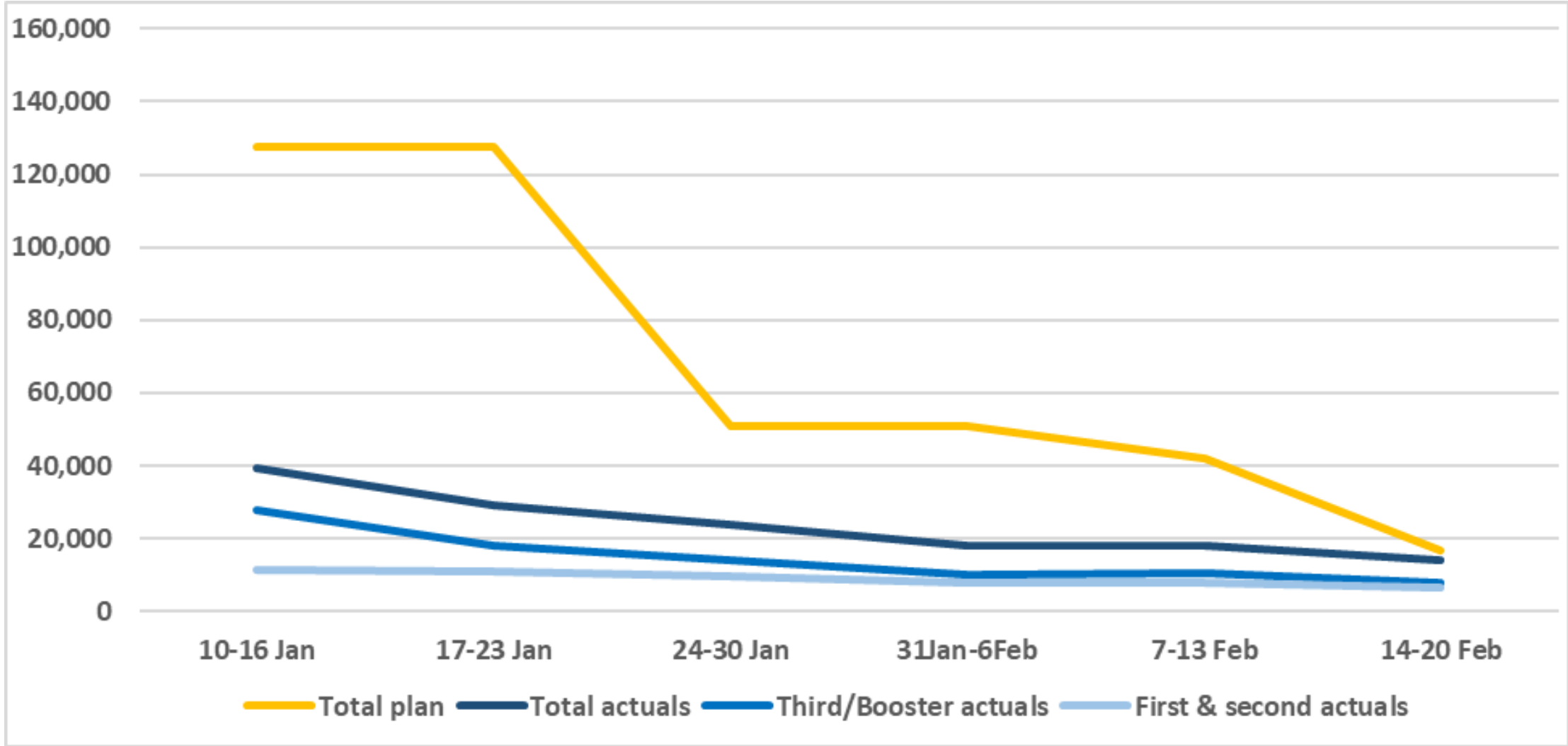
- 85% of care home residents have received boosters.
- 81% of care home residents have received flu immunisations
- 86% of housebound patients have received second doses.
- 87% of eligible housebound patients have received boosters.
- 62% of pregnant women have received first doses which is higher than the general population aged 18-39
- 97% of care home workers have received second doses and 39% have received boosters.

### Key challenges

- Demand for first, second and booster vaccines continues to be low. This is in line with regional and national trends.
- We are continuing to make every effort to promote the COVID-19 vaccine for 12-15 year olds. A key challenge remains the high number of children who have tested positive for COVID-19 and the 3 month gap between a positive test and having a vaccine for this cohort.
- To date NEL sites have given 93,429 more vaccinations to non-NEL patients than the vaccinations given to NEL patients in England.

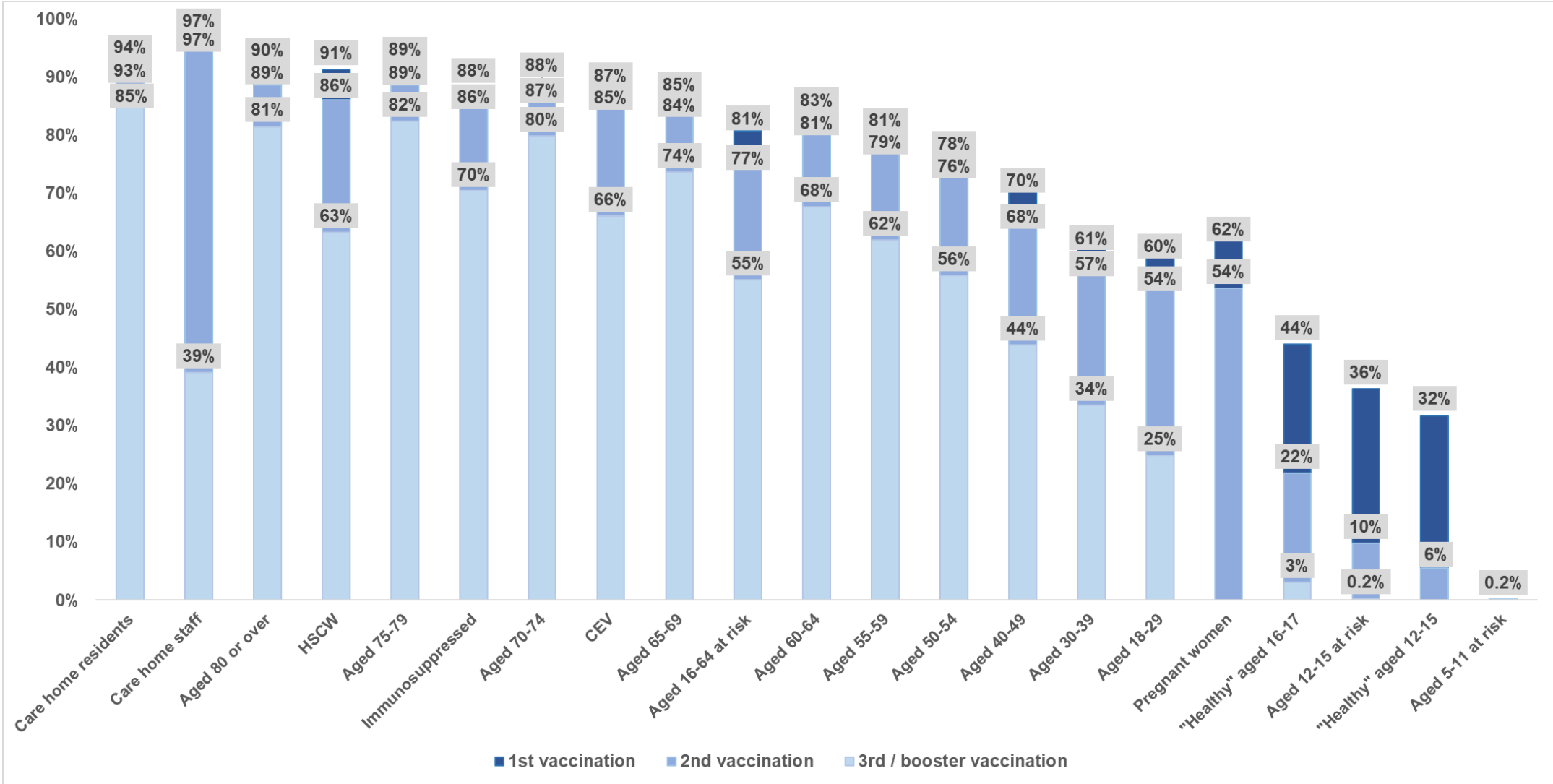
# Executive summary

## NEL plan vs actuals



# Executive summary

## NEL COVID-19 vaccinations by priority group and dose



# Executive summary

## NEL COVID-19 booster vaccinations by priority group

Priority Groups	Patients	Eligible for booster dose	Booster doses given	Booster uptake	Booster doses left to do at 21 Feb
Age 80+	52,908	46,551	43,185	92.8%	3,366
Age 75-79	38,399	33,805	31,682	93.7%	2,123
Age 70-74	53,407	46,190	42,674	92.4%	3,516
Age 65-69	68,936	57,225	50,837	88.8%	6,388
Age 60-64	93,574	75,182	63,572	84.6%	11,610
Age 55-59	118,512	91,879	73,695	80.2%	18,184
Age 50-54	136,227	100,950	76,414	75.7%	24,536
Age 40-49	346,776	227,047	153,524	67.6%	73,523
Age 30-39	492,936	267,025	167,743	62.8%	99,282
Age 18-29	440,176	211,235	112,069	53.1%	99,166
Age 16-17	52,466	4,633	1,768	38.2%	2,865
<b>NEL totals</b>	<b>1,841,851</b>	<b>1,157,089</b>	<b>815,395</b>	<b>70.5%</b>	<b>341,694</b>

# Executive summary

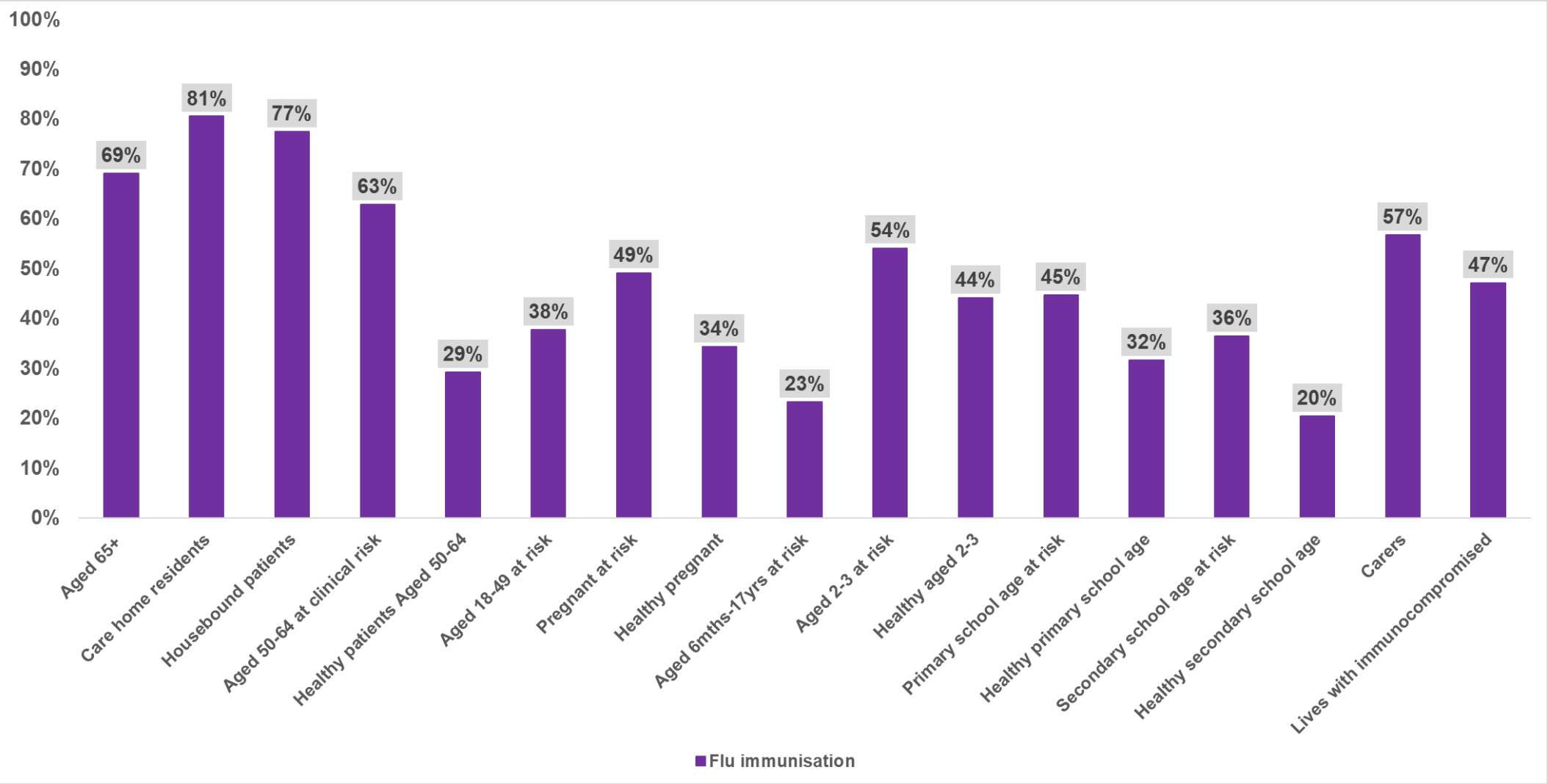
## Gaps in COVID-19 vaccination first dose uptake using socio-demographic factors for all priority groups



- The correlation between highest uptake and least deprived is strongest in Black Caribbean and Black other groups. The correlation between highest uptake and least deprived is weakest in Chinese and White/Asian groups.
- White/Black Caribbean, Black other, Mixed other, White/Black African, White/Asian, White other, Other and Black African are the ethnicity groups with the lowest COVID-19 vaccine uptake in NE London where uptake for all groups is 58.4%

# Executive summary

## NEL Flu immunisation uptake by priority group





**North East London**  
Clinical Commissioning Group

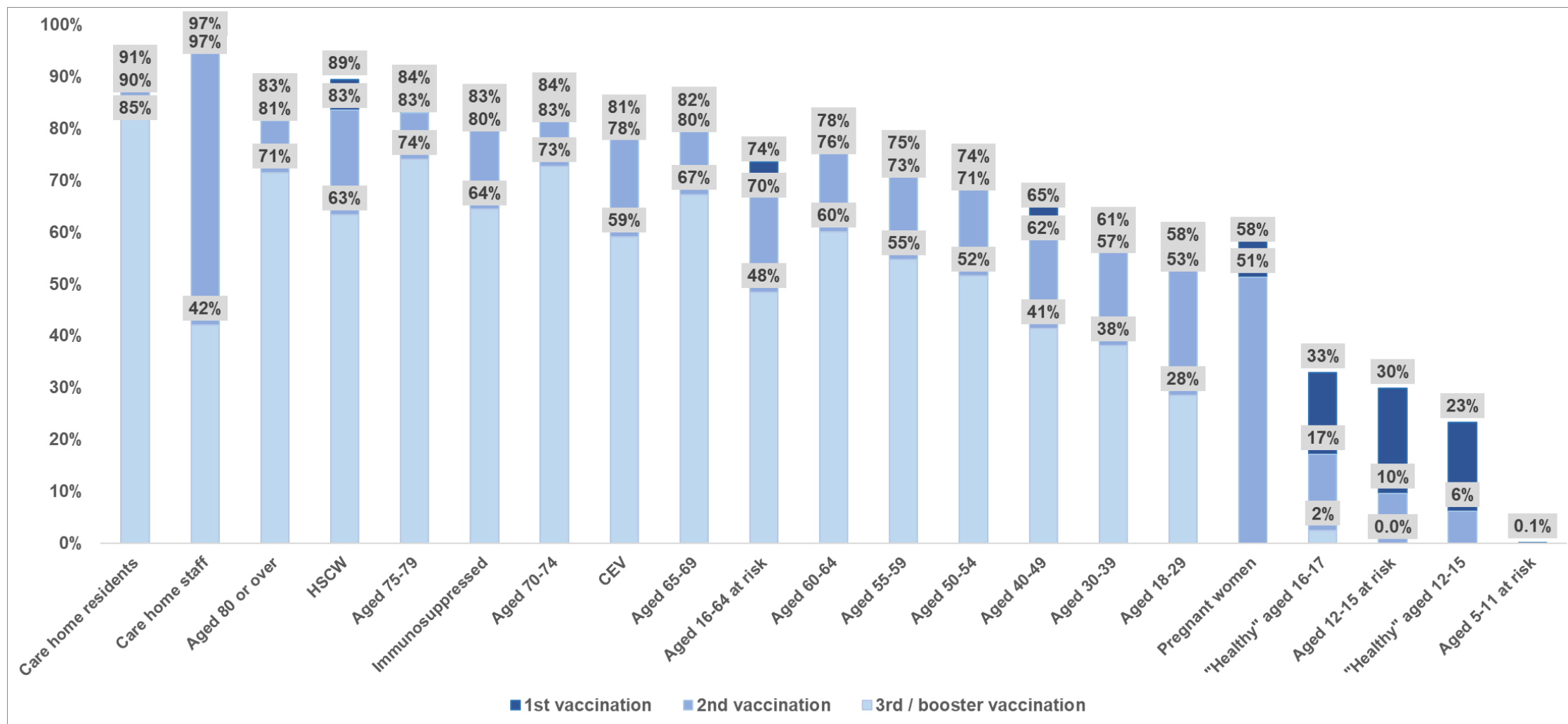
# Operational data analysis - City and Hackney

**For COVID-19 vaccination uptake in each Primary Care Network and GP practice, please request access to data from the Clinical Effectiveness Group at [cegcovid@qmul.ac.uk](mailto:cegcovid@qmul.ac.uk)**





## City & Hackney COVID-19 vaccinations by priority group and dose



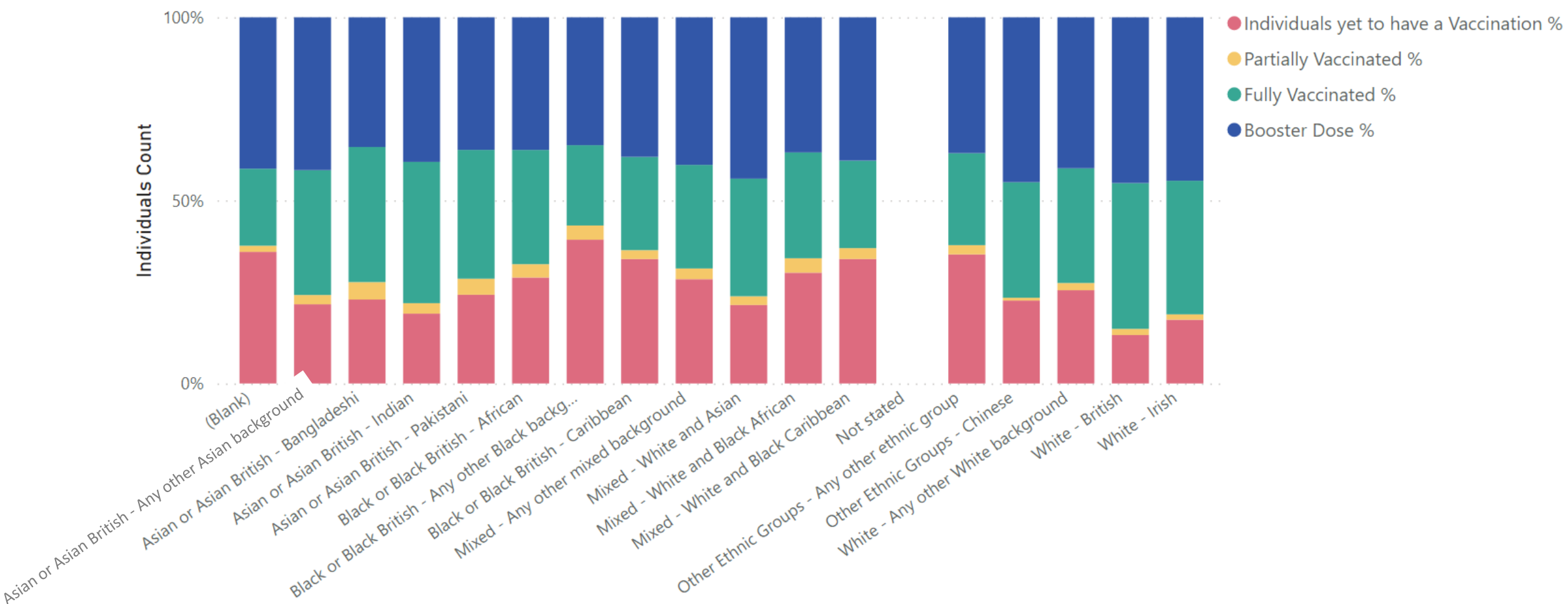
## City & Hackney COVID-19 booster vaccinations by priority group

Priority Groups	Patients	Eligible for booster dose	Booster doses given	Booster uptake	Booster doses left to do at 21 Feb
Age 80+	5,326	4,284	3,808	88.9%	476
Age 75-79	4,183	3,451	3,107	90.0%	344
Age 70-74	6,264	5,145	4,557	88.6%	588
Age 65-69	8,881	7,012	5,984	85.3%	1,028
Age 60-64	12,730	9,528	7,678	80.6%	1,850
Age 55-59	16,825	11,985	9,238	77.1%	2,747
Age 50-54	18,496	12,826	9,589	74.8%	3,237
Age 40-49	49,188	29,558	20,550	69.5%	9,008
Age 30-39	81,839	45,047	31,711	70.4%	13,336
Age 18-29	65,693	31,804	19,214	60.4%	12,590
Age 16-17	6,838	493	190	38.5%	303
<b>City &amp; Hackney totals</b>	<b>276,263</b>	<b>161,133</b>	<b>115,626</b>	<b>71.8%</b>	<b>45,507</b>

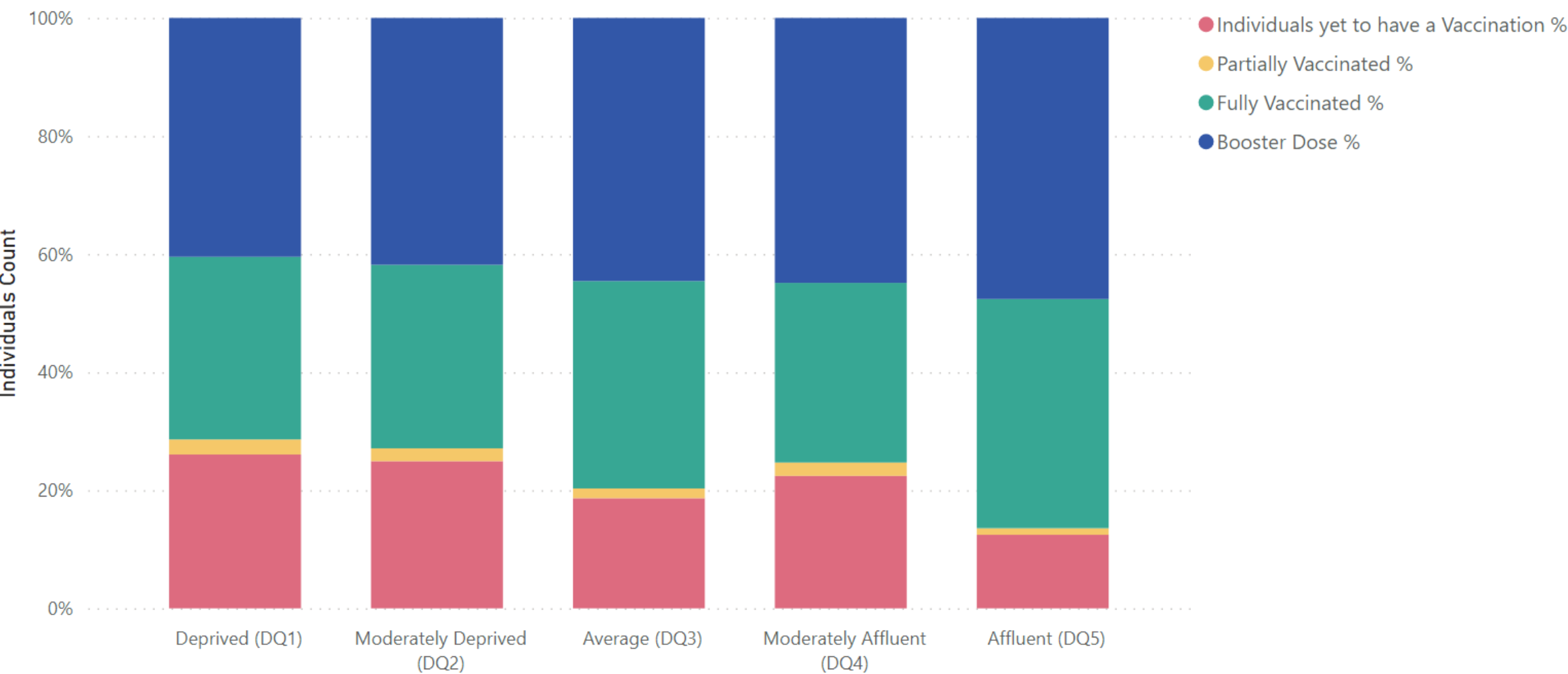
## NEL COVID-19 vaccination – where did City & Hackney patients get their doses in last 7 days?

Site	1st doses	Site	2nd doses	Site	3rd/booster doses
JOHN SCOTT HEALTH CENTRE	74	BOCKING CENTRE	91	JOHN SCOTT HEALTH CENTRE	157
BOCKING CENTRE	60	JOHN SCOTT HEALTH CENTRE	66	BOCKING CENTRE	152
SILVERFIELDS CHEMIST	17	ST LEONARD'S	20	SILVERFIELDS CHEMIST	123
BENJAMIN CHEMIST - STOKE NEWINGTON	10	WESTFIELD STRATFORD	19	HAGGERSTON PHARMACY	103
WESTFIELD STRATFORD	8	KINGSLAND PHARMACY	18	BENJAMIN CHEMIST - STOKE NEWINGTON	77
ST LEONARD'S	6	HAGGERSTON PHARMACY	15	KINGSLAND PHARMACY	63
SPRING PHARMACY	5	WESTFIELD STRATFORD CITY 2	14	SPRING PHARMACY	51
KINGSLAND PHARMACY	5	SILVERFIELDS CHEMIST	9	MURRAY'S CHEMIST	48
HAGGERSTON PHARMACY	3	GOOD HEALTH PHARMACY	9	ST LEONARD'S	44
BIDBOROUGH HOUSE	3	BENJAMIN CHEMIST - STOKE NEWINGTON	8	WESTFIELD STRATFORD	33
ST THOMAS HOSPITAL	3	BIDBOROUGH HOUSE	7	KINGS SQUARE COMMUNITY CENTRE (CLAN PHARMACY)	25
ECLIPSE PHARMACY	2	GUYS HOSPITAL	6	GOOD HEALTH PHARMACY	24
ANJI'S PHARMACY	2	MURRAY'S CHEMIST	6	BOOTS - FLEET STREET	21
WESTFIELD STRATFORD CITY 2	2	PYRAMID PHARMACY - BEACONSFIELD	5	COLUMBIA PHARMACY - LONDON	19
PYRAMID PHARMACY - BEACONSFIELD	2	SPRING PHARMACY	5	HORNSEY HEALTH CENTRE	18
MURRAY'S CHEMIST	2	ST THOMAS HOSPITAL	5	BIDBOROUGH HOUSE	16
HOMERTON UNIVERSITY HOSPITAL	2	EVERGREEN SURGERY	4	BEES PHARMACY	15
AMAL PHARMACY	2	WALTHAMSTOW LIBRARY	4	GREEN LIGHT PHARMACY	14
HILLS PHARMACY	1	ANJI'S PHARMACY	4	ST THOMAS HOSPITAL	11
ROYAL FREE HOSPITAL	1	BEES PHARMACY	3	GUYS HOSPITAL	11
Other sites	26	Other sites	72	Other sites	253
<b>Total</b>	<b>236</b>	<b>Total</b>	<b>390</b>	<b>Total</b>	<b>1,278</b>

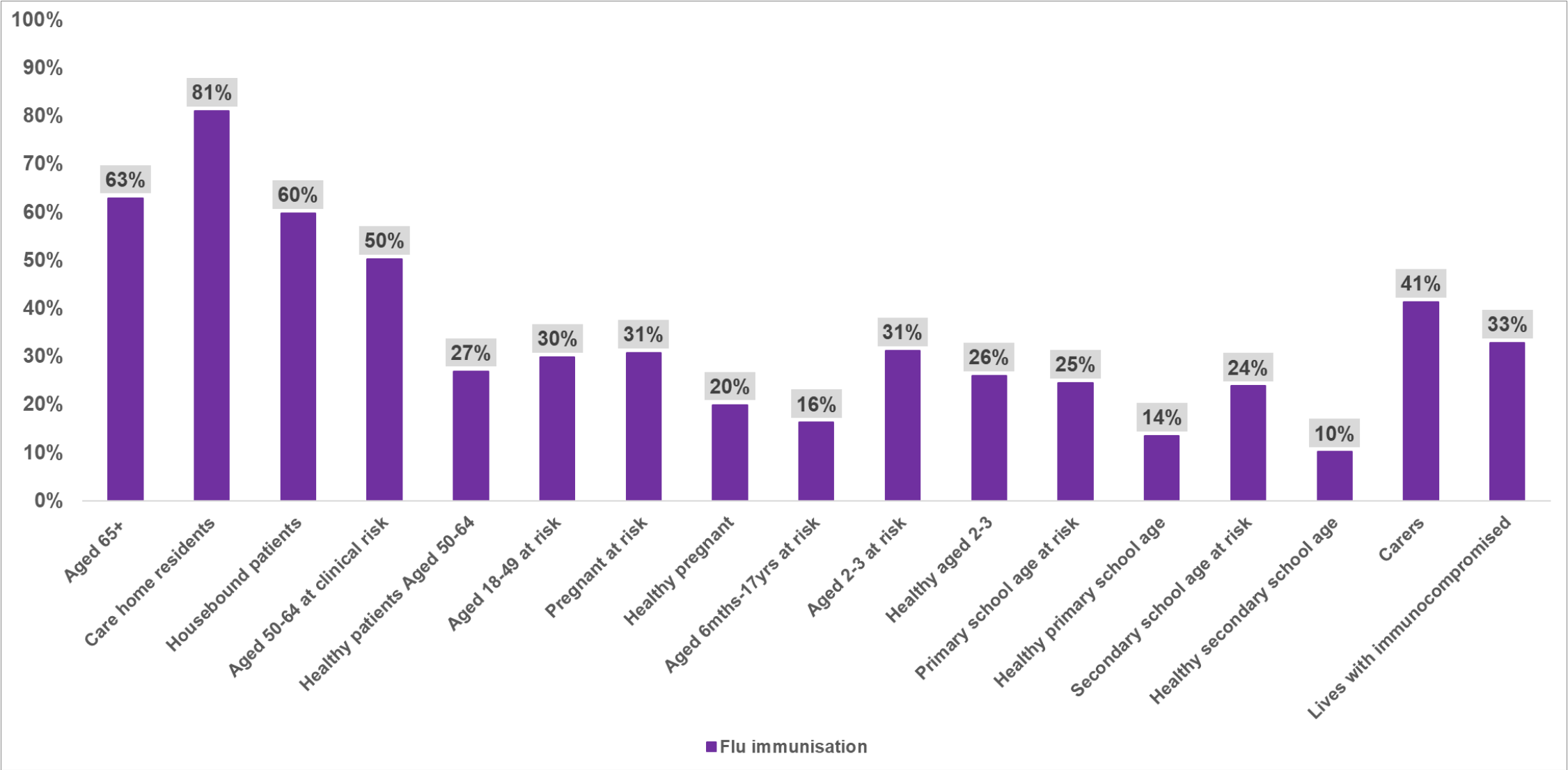
# City & Hackney COVID-19 vaccination uptake by ethnic category



# City & Hackney COVID-19 vaccination uptake by deprivation



# City & Hackney Flu immunisation uptake by priority group





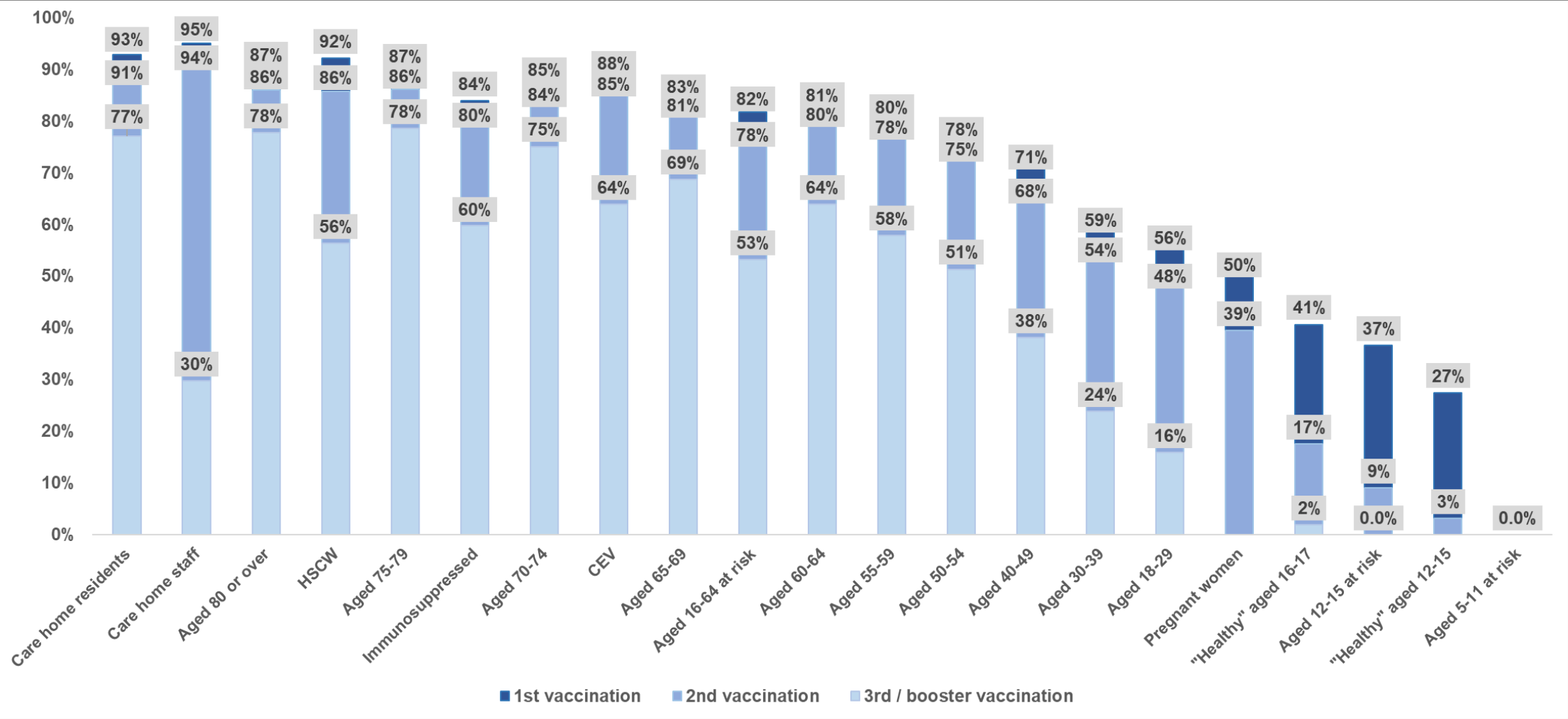
North East London  
Clinical Commissioning Group

# Operational data analysis - Barking and Dagenham, Havering and Redbridge

For COVID-19 vaccination uptake in each Primary Care Network and GP practice, please request access to data from the Clinical Effectiveness Group at [cegcovid@qmul.ac.uk](mailto:cegcovid@qmul.ac.uk)



# Barking & Dagenham COVID-19 vaccinations by priority group and dose





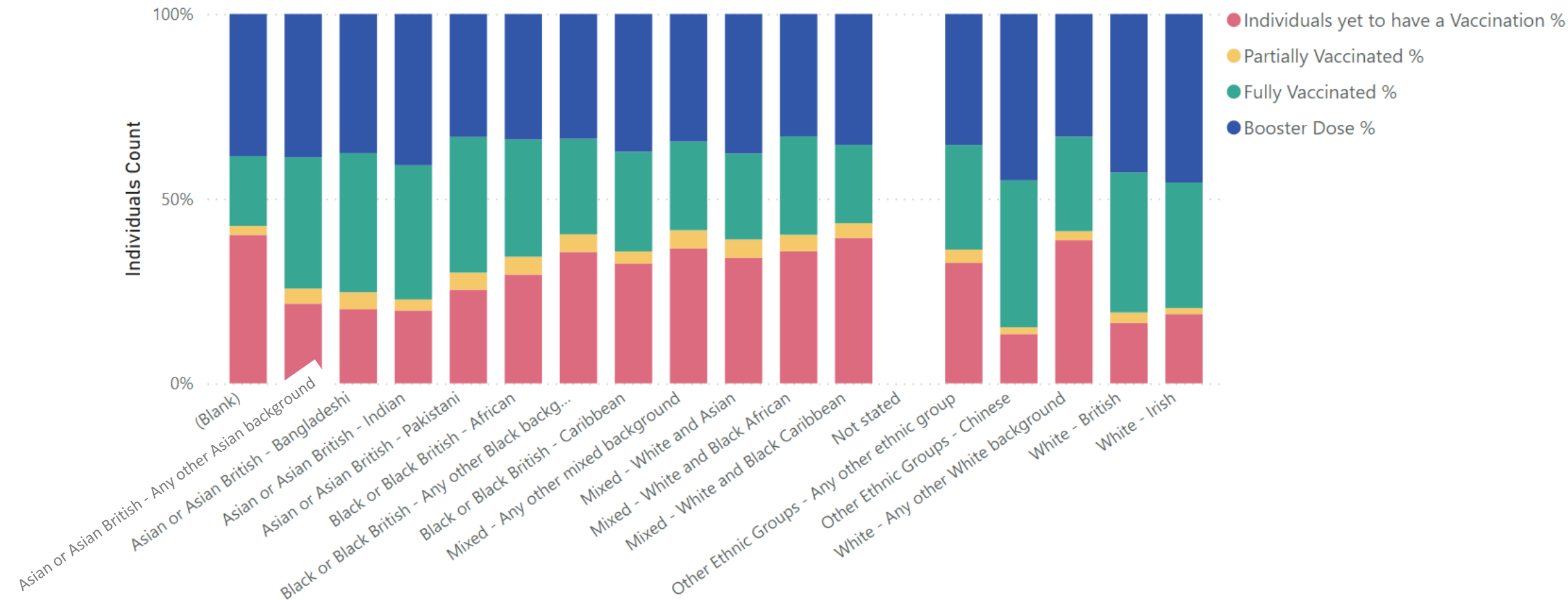
## Barking & Dagenham COVID-19 booster vaccinations by priority group

Priority Groups	Patients	Eligible for booster dose	Booster doses given	Booster uptake	Booster doses left to do at 21 Feb
Age 80+	4,835	4,134	3,767	91.1%	367
Age 75-79	3,447	2,940	2,710	92.2%	230
Age 70-74	4,886	4,099	3,671	89.6%	428
Age 65-69	6,636	5,344	4,575	85.6%	769
Age 60-64	9,342	7,377	5,984	81.1%	1,393
Age 55-59	12,625	9,725	7,345	75.5%	2,380
Age 50-54	15,156	11,167	7,822	70.0%	3,345
Age 40-49	36,484	23,829	14,019	58.8%	9,810
Age 30-39	41,992	21,052	10,161	48.3%	10,891
Age 18-29	37,841	15,718	6,128	39.0%	9,590
Age 16-17	6,699	401	131	32.7%	270
<b>Barking &amp; Dagenham totals</b>	<b>179,943</b>	<b>105,786</b>	<b>66,313</b>	<b>62.7%</b>	<b>39,473</b>

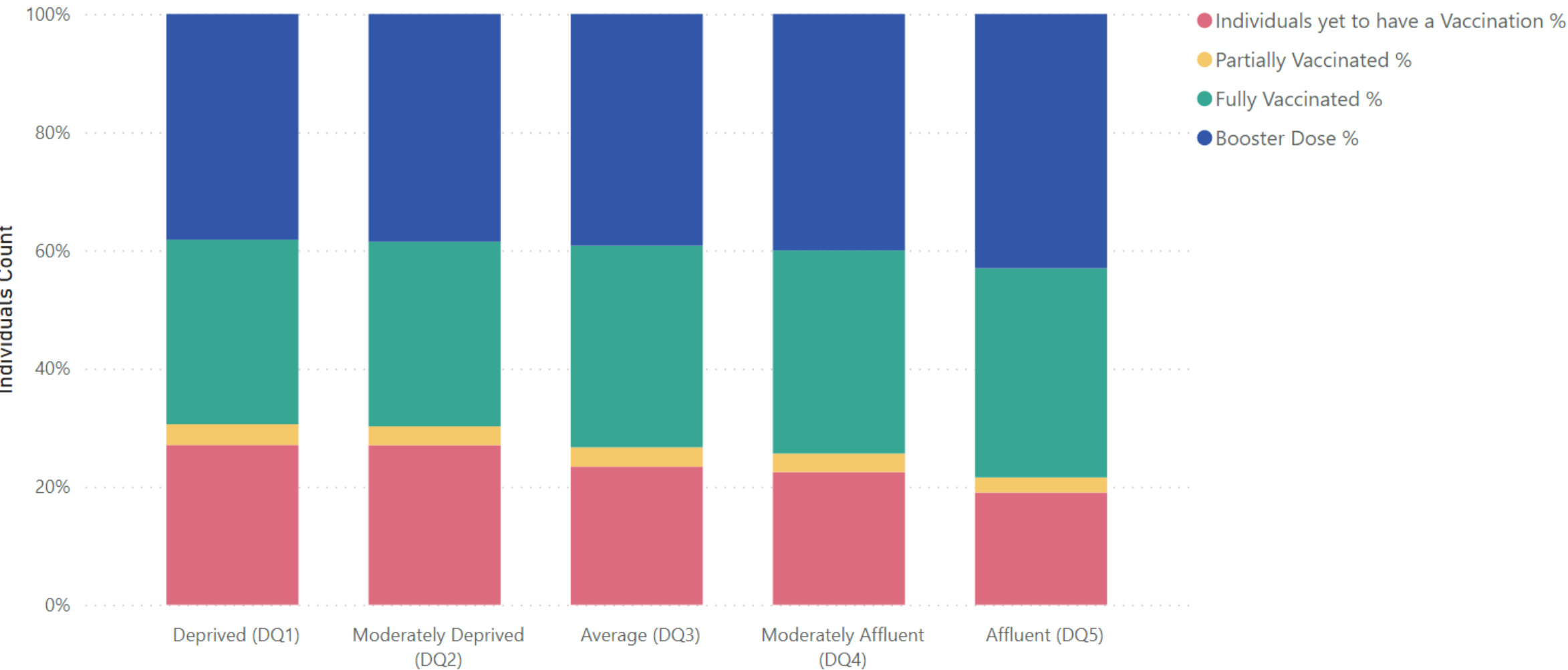
## NEL COVID-19 vaccination – where did Barking & Dagenham patients get their doses in last 7 days?

Site	1st doses	Site	2nd doses	Site	3rd/booster doses
VICARAGE FIELD BARKING	41	VICARAGE FIELD BARKING	116	VICARAGE FIELD BARKING	109
LIBERTY SHOPPING CENTRE	32	LIBERTY SHOPPING CENTRE	66	LIBERTY SHOPPING CENTRE	80
KING GEORGE'S HOSPITAL	21	ST MARTIN'S CHURCH (KRY-BA PHARMACY)	60	ST MARTIN'S CHURCH (KRY-BA PHARMACY)	75
ST MARTIN'S CHURCH (KRY-BA PHARMACY)	18	KING GEORGE'S HOSPITAL	28	OXLOW PHARMACY	66
OXLOW PHARMACY	6	BRITANNIA PHARMACY	11	SANDBERN PHARMACY	46
SANDBERN PHARMACY	5	SANDBERN PHARMACY	10	BRITANNIA PHARMACY	30
BRITANNIA PHARMACY	5	OXLOW PHARMACY	9	ALVIN ROSE CHEMIST - DAGENHAM	26
ALVIN ROSE CHEMIST - DAGENHAM	4	WESTFIELD STRATFORD	7	KING GEORGE'S HOSPITAL	26
BLAKEBERRY PHARMACY	3	REDBRIDGE TOWN HALL	5	VICTORIA HOSPITAL (RAPHAEL HOUSE)	7
VICTORIA HOSPITAL (RAPHAEL HOUSE)	2	ALVIN ROSE CHEMIST - DAGENHAM	5	BOOTS UK	7
WELL PHARMACY - CHADWELL HEATH	2	FORWARD PHARMACY	4	CHANSONS PHARMACY	6
ST THOMAS HOSPITAL	2	WANSTEAD PHARMACY	4	WANSTEAD PHARMACY	6
SIR JAMES HAWKEY HALL	2	LRM PHARMACY	4	WELL PHARMACY - CHADWELL HEATH	4
LRM PHARMACY	2	LIBERTY BRIDGE (SIR LUDWIG GUTTMAN)	3	REDBRIDGE TOWN HALL	4
THE HYTHE PHARMACY - COLCHESTER	1	ROYAL DOCKS PHARMACY	2	CARLTON HOUSE	3
BOOTS UK	1	HMP PENTONVILLE	2	WESTFIELD STRATFORD	3
JP PHARMACY	1	BOOTS UK	2	AQUA PHARMACY - WEST HAMPSTEAD	3
COVENTRY COMMUNITY RESOURCE CENTRE	1	THE ROYAL LONDON HOSPITAL	2	LRM PHARMACY	3
ASPIRE PHARMACY	1	PARMAY PHARMACY	2	ACORN PHARMACY - LUTON	3
HAMMERSMITH PHARMACY	1	WOODGRANGE PHARMACY	2	ST THOMAS HOSPITAL	2
<b>Other sites</b>	<b>9</b>	<b>Other sites</b>	<b>40</b>	<b>Other sites</b>	<b>62</b>
<b>Total</b>	<b>160</b>	<b>Total</b>	<b>384</b>	<b>Total</b>	<b>571</b>

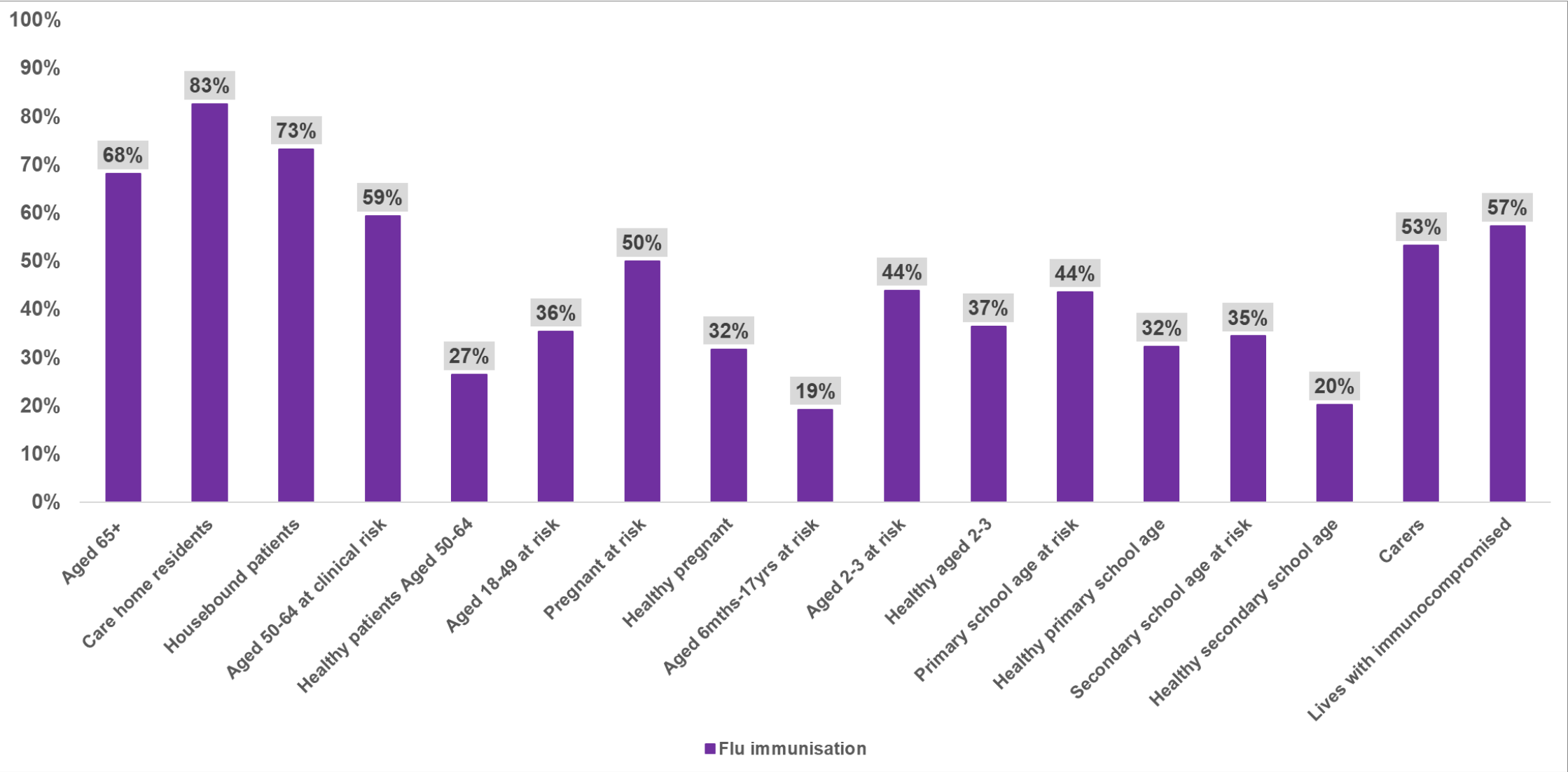
# Barking & Dagenham COVID-19 vaccination uptake by ethnic category



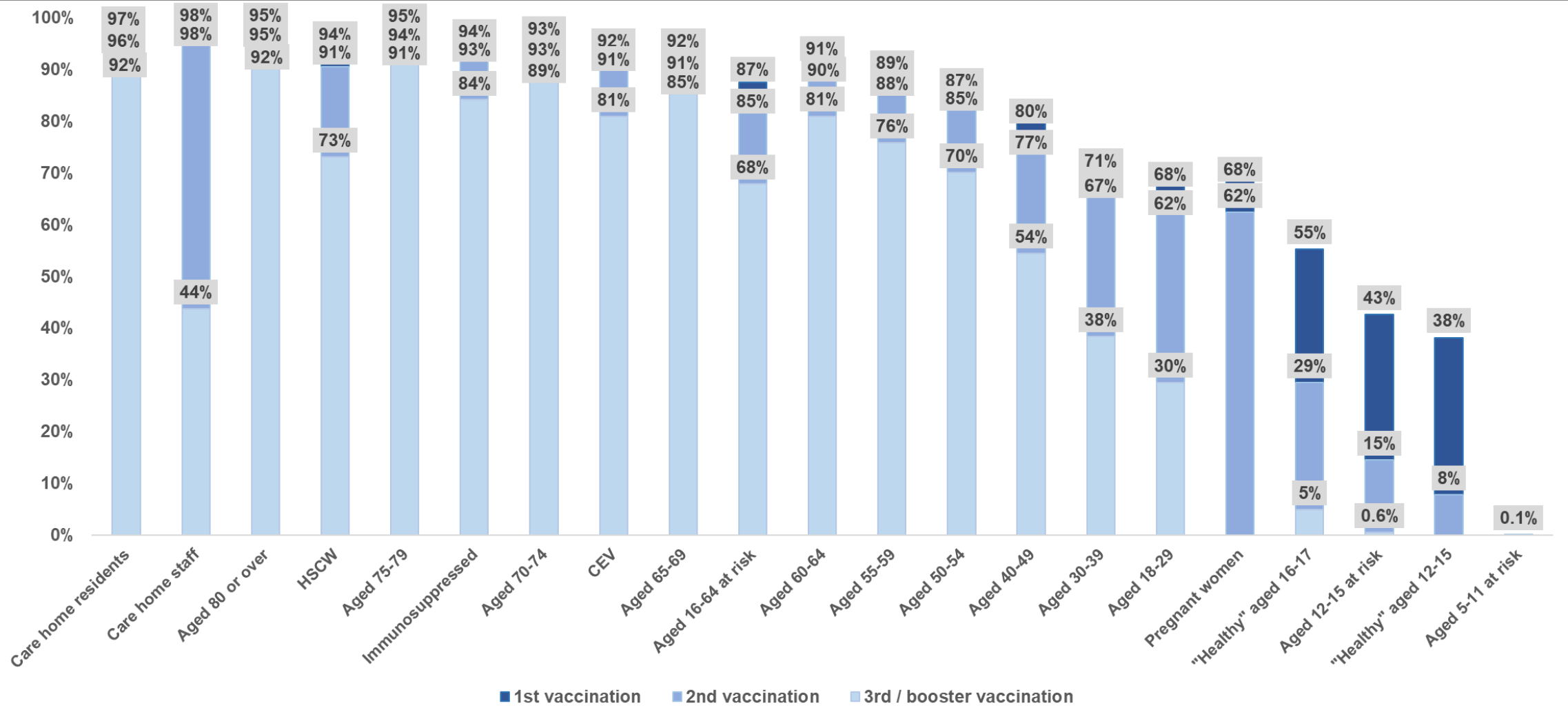
# Barking & Dagenham COVID-19 vaccination uptake by deprivation



## Barking & Dagenham Flu immunisation uptake by priority group



# Havering COVID-19 vaccinations by priority group and dose



## Havering COVID-19 booster vaccinations by priority group

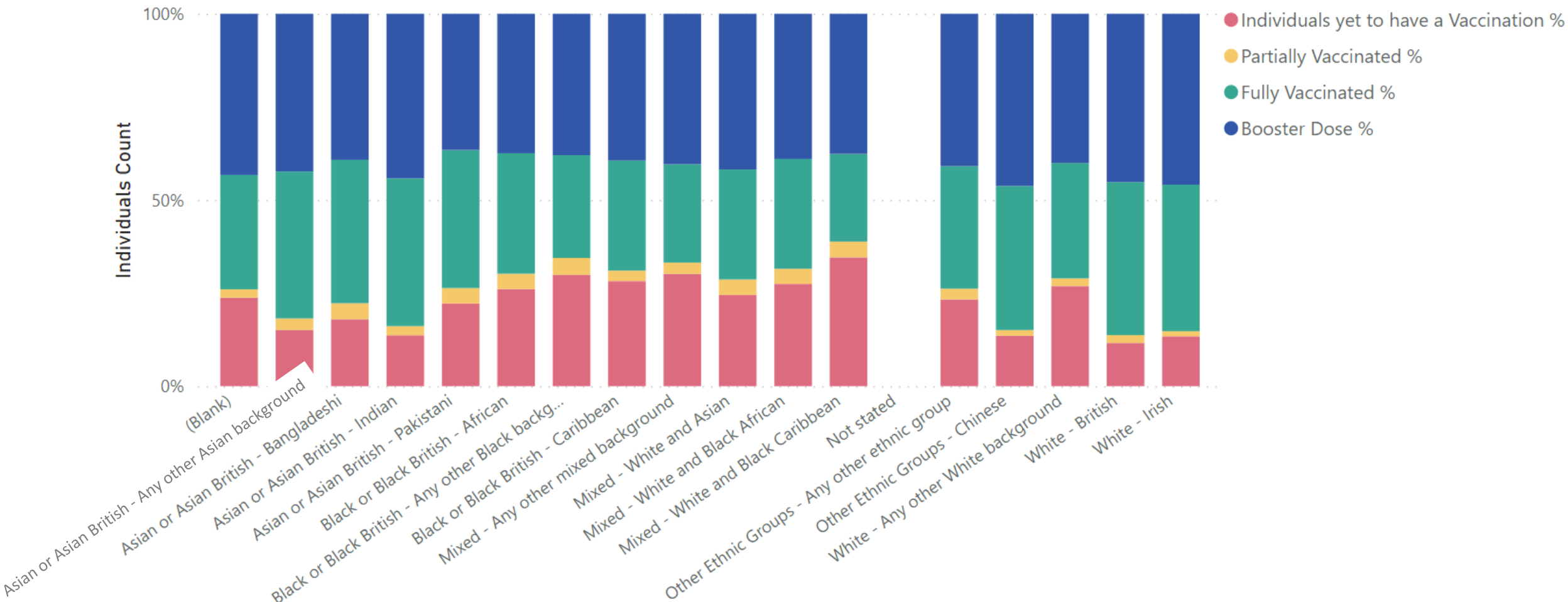
Priority Groups	Patients	Eligible for booster dose	Booster doses given	Booster uptake	Booster doses left to do at 21 Feb
Age 80+	13,899	13,116	12,749	97.2%	367
Age 75-79	9,919	9,311	9,034	97.0%	277
Age 70-74	12,352	11,459	11,046	96.4%	413
Age 65-69	12,761	11,526	10,910	94.7%	616
Age 60-64	16,311	14,561	13,238	90.9%	1,323
Age 55-59	18,791	16,388	14,293	87.2%	2,095
Age 50-54	18,642	15,742	13,122	83.4%	2,620
Age 40-49	37,573	28,392	20,626	72.6%	7,766
Age 30-39	43,141	27,302	16,789	61.5%	10,513
Age 18-29	40,141	22,963	12,150	52.9%	10,813
Age 16-17	6,486	649	348	53.6%	301
<b>Havering totals</b>	<b>230,016</b>	<b>171,409</b>	<b>134,305</b>	<b>78.4%</b>	<b>37,104</b>

## NEL COVID-19 vaccination – where did Havering patients get their doses in last 7 days?

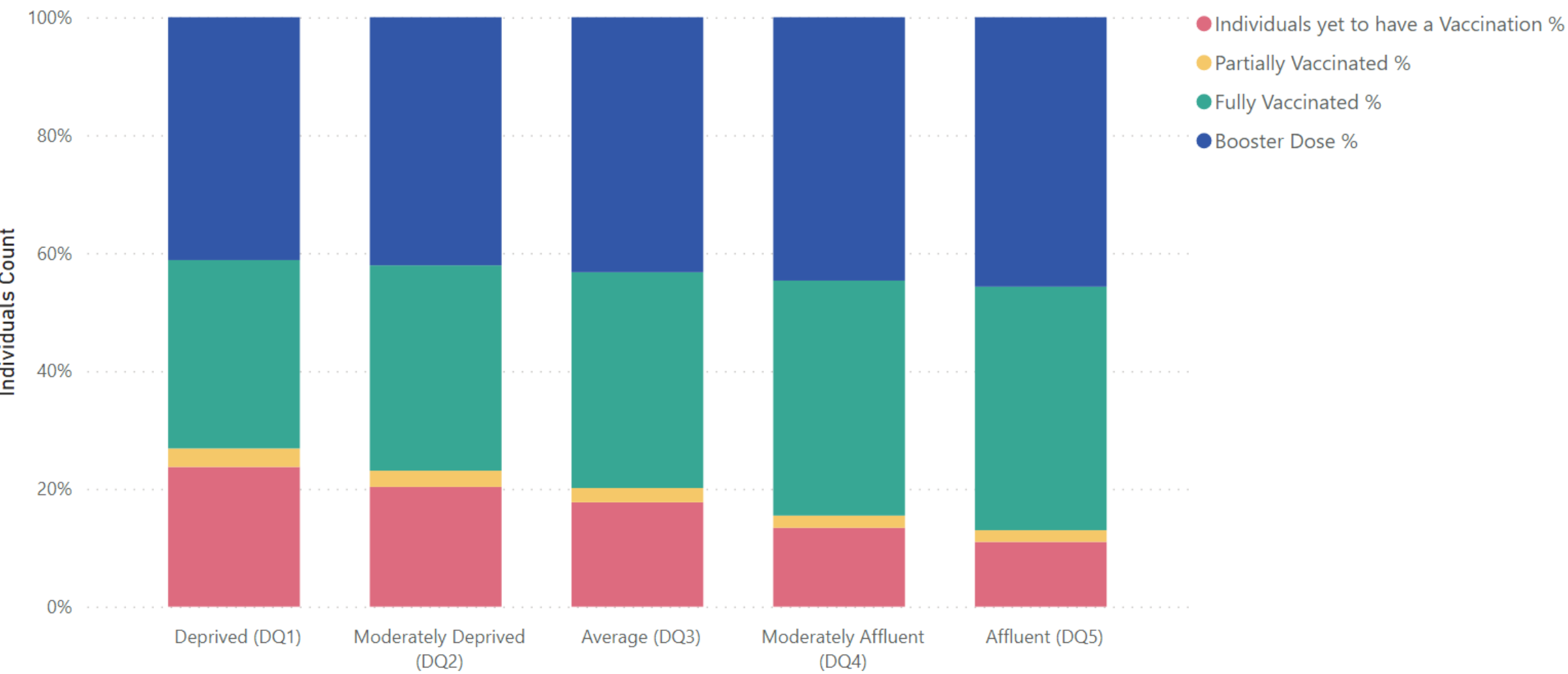
Site	1st doses	Site	2nd doses	Site	3rd/booster doses
LIBERTY SHOPPING CENTRE	123	LIBERTY SHOPPING CENTRE	281	LIBERTY SHOPPING CENTRE	357
VICTORIA HOSPITAL (RAPHAEL HOUSE)	58	VICTORIA HOSPITAL (RAPHAEL HOUSE)	34	VICTORIA HOSPITAL (RAPHAEL HOUSE)	208
HORNCHURCH LIBRARY	16	HORNCHURCH LIBRARY	29	HORNCHURCH LIBRARY	181
KING GEORGE'S HOSPITAL	5	KING GEORGE'S HOSPITAL	14	CHANSONS PHARMACY	43
ALASTAIR FARQUHASON CENTRE	5	BENCREST CHEMIST	13	BENCREST CHEMIST	36
ST MARTIN'S CHURCH (KRY-BA PHARMACY)	4	ST MARTIN'S CHURCH (KRY-BA PHARMACY)	8	KING GEORGE'S HOSPITAL	24
BENCREST CHEMIST	4	VICARAGE FIELD BARKING	4	ALASTAIR FARQUHASON CENTRE	13
CENTRALE SHOPPING CENTRE	2	THE PADDOCKS COMMUNITY CENTRE	2	ST MARTIN'S CHURCH (KRY-BA PHARMACY)	12
SANDBERN PHARMACY	2	BRITANNIA PHARMACY	2	BOOTS UK	10
OXLOW PHARMACY	2	WESTFIELD STRATFORD	2	WESTFIELD STRATFORD	6
BOOTS UK	2	CARLTON HOUSE	2	OXLOW PHARMACY	6
ST MARY'S HOSPITAL (HQ)	1	MIDHURST PHARMACY	2	WELL PHARMACY - CHADWELL HEATH	4
WESTFIELD STRATFORD CITY 2	1	ALASTAIR FARQUHASON CENTRE	2	THE LODGE WICKFORD	4
THE ROYAL LONDON HOSPITAL	1	GUYS HOSPITAL	1	BOOTS - FLEET STREET	4
MURRAYS CHEMIST - HARROW	1	SANDBERN PHARMACY	1	VICARAGE FIELD BARKING	3
BIRMINGHAM MILLENNIUM POINT	1	JADE PHARMACY HESTON ROAD	1	BIDBOROUGH HOUSE	3
WESTFIELD STRATFORD	1	LIBERTY BRIDGE (SIR LUDWIG GUTTMAN)	1	SANDBERN PHARMACY	3
ST THOMAS HOSPITAL	1	ESSEX PARTNERSHIP UNIVERSITY NHS FT	1	ROYAL DOCKS PHARMACY	2
HARLOW SPORTS CENTRE	1	COLLINS CHEMIST - LONDON	1	GUYS HOSPITAL	2
BOOTS - FLEET STREET	1	TYLER RIDE	1	THE ROYAL LONDON HOSPITAL	2
<b>Other sites</b>	<b>4</b>	<b>Other sites</b>	<b>16</b>	<b>Other sites</b>	<b>56</b>
<b>Total</b>	<b>236</b>	<b>Total</b>	<b>418</b>	<b>Total</b>	<b>979</b>



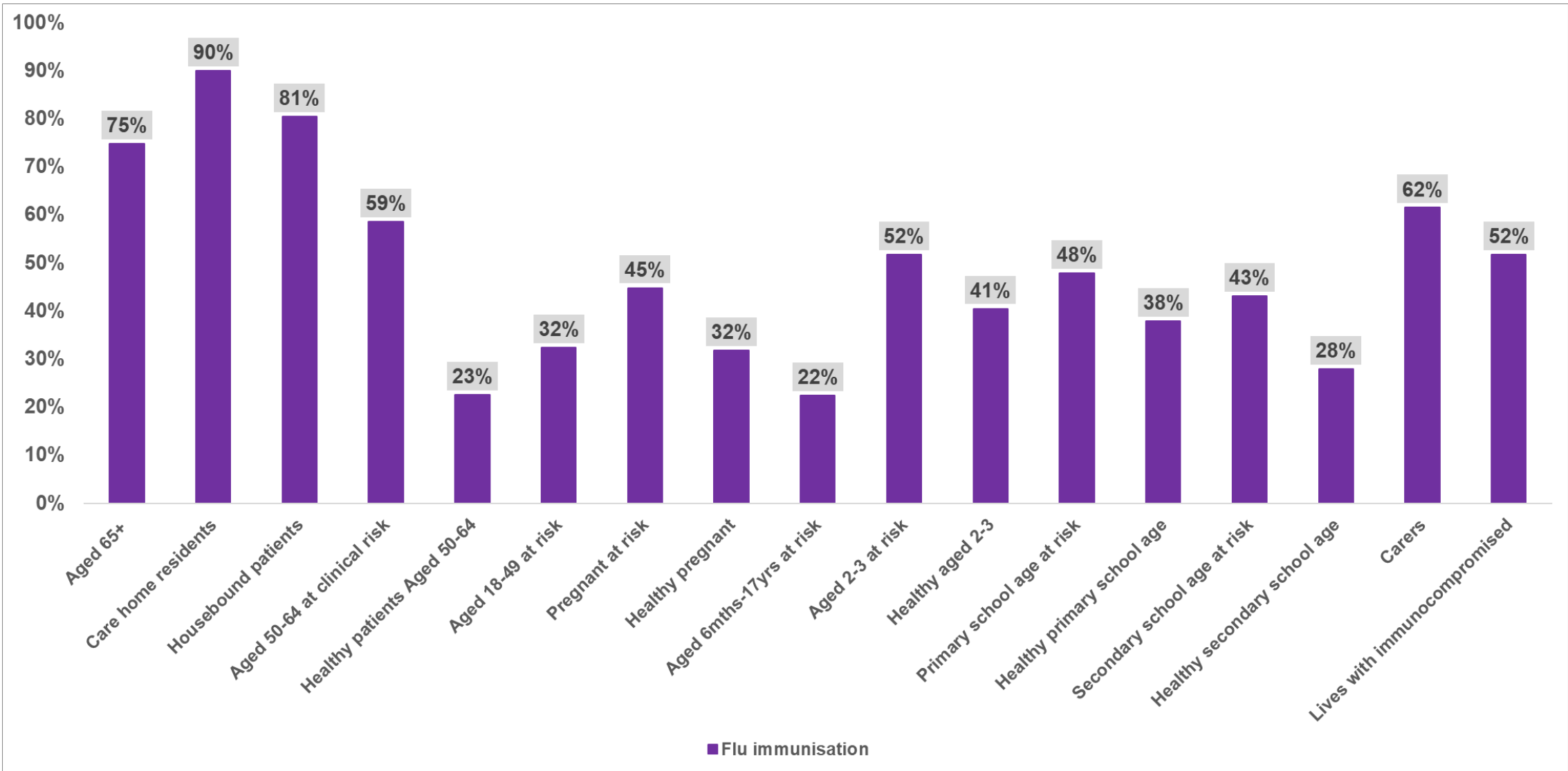
# Havering COVID-19 vaccination uptake by ethnic category



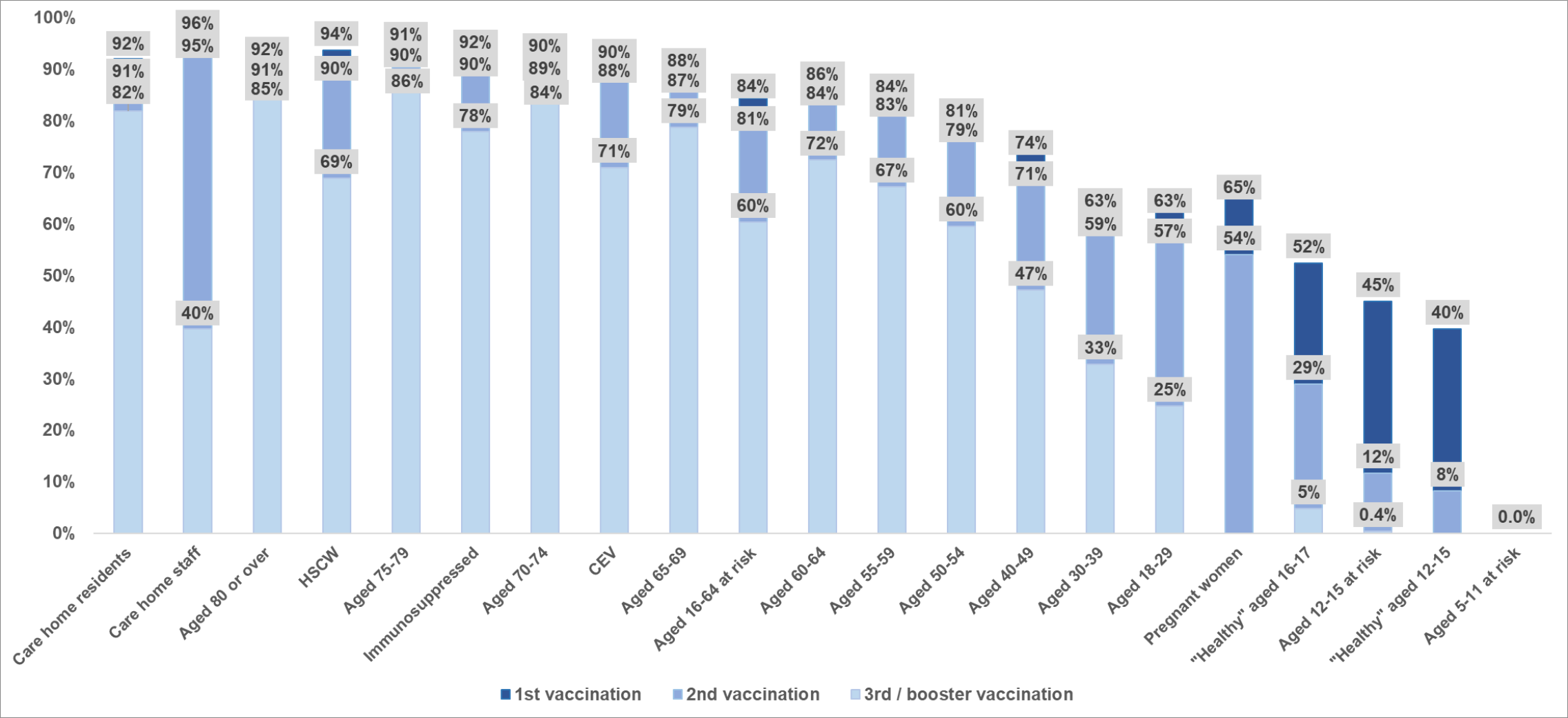
# Havering COVID-19 vaccination uptake by deprivation



## Havering Flu immunisation uptake by priority group



# Redbridge COVID-19 vaccinations by priority group and dose



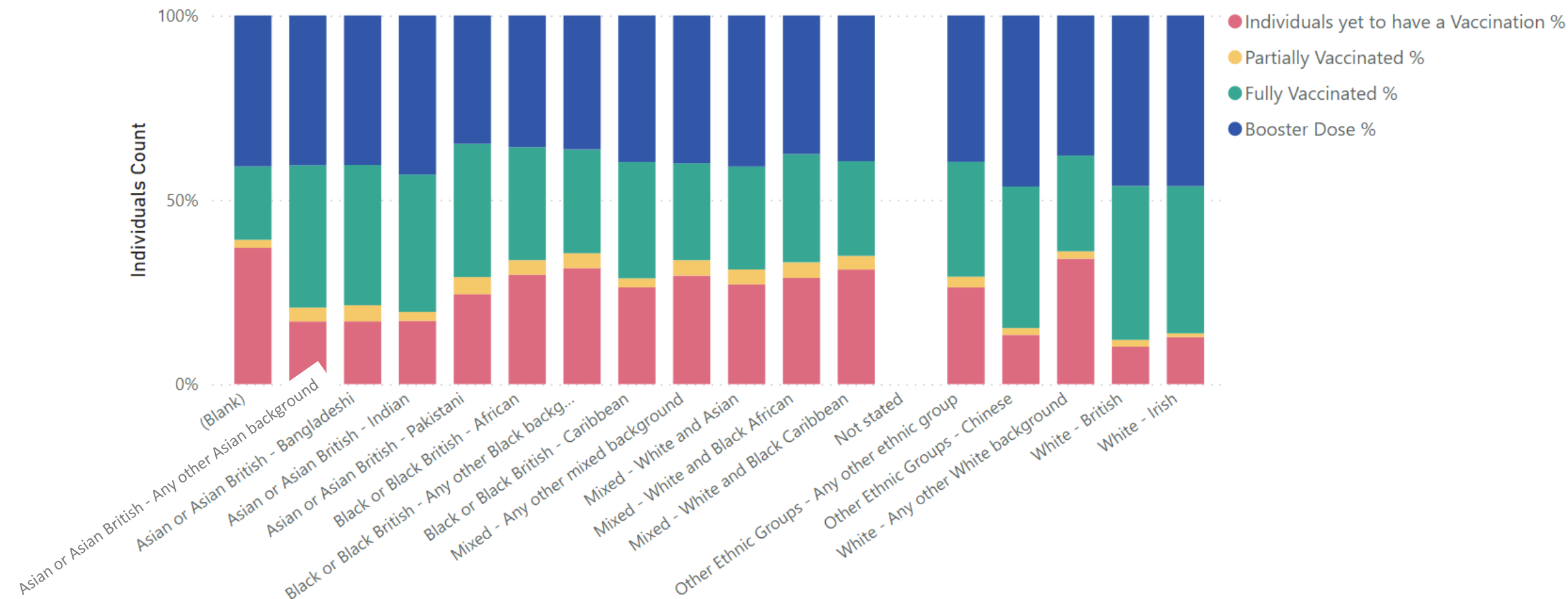
## Redbridge COVID-19 booster vaccinations by priority group

Priority Groups	Patients	Eligible for booster dose	Booster doses given	Booster uptake	Booster doses left to do at 21 Feb
Age 80+	10,346	9,327	8,800	94.3%	527
Age 75-79	7,204	6,481	6,195	95.6%	286
Age 70-74	9,935	8,809	8,344	94.7%	465
Age 65-69	12,195	10,492	9,607	91.6%	885
Age 60-64	15,336	12,797	11,129	87.0%	1,668
Age 55-59	18,399	15,034	12,428	82.7%	2,606
Age 50-54	21,020	16,260	12,573	77.3%	3,687
Age 40-49	52,578	36,295	24,999	68.9%	11,296
Age 30-39	63,278	35,356	21,014	59.4%	14,342
Age 18-29	55,178	27,820	13,825	49.7%	13,995
Age 16-17	8,563	1,088	440	40.4%	648
<b>Redbridge totals</b>	<b>274,032</b>	<b>179,759</b>	<b>129,354</b>	<b>72.0%</b>	<b>50,405</b>

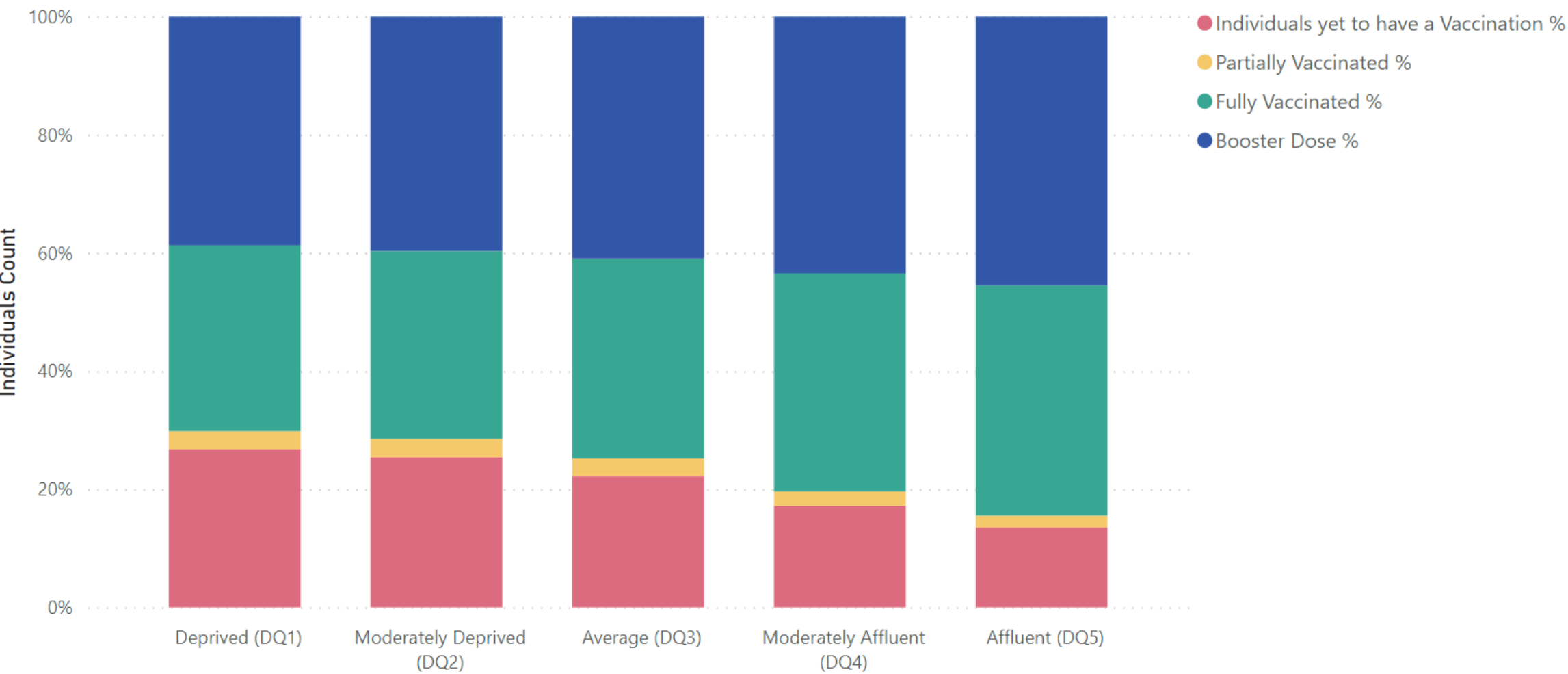
## NEL COVID-19 vaccination – where did Redbridge patients get their doses in last 7 days?

Site	1st doses	Site	2nd doses	Site	3rd/booster doses
KING GEORGE'S HOSPITAL	51	KING GEORGE'S HOSPITAL	136	BRITANNIA PHARMACY	152
SIR JAMES HAWKEY HALL	47	REDBRIDGE TOWN HALL	78	REDBRIDGE TOWN HALL	125
REDBRIDGE TOWN HALL	37	BRITANNIA PHARMACY	58	KING GEORGE'S HOSPITAL	96
VICARAGE FIELD BARKING	14	SIR JAMES HAWKEY HALL	35	WANSTEAD PHARMACY	75
LIBERTY SHOPPING CENTRE	14	VICARAGE FIELD BARKING	26	SIR JAMES HAWKEY HALL	50
BRITANNIA PHARMACY	13	WANSTEAD PHARMACY	21	MAYORS PHARMACY	49
WESTFIELD STRATFORD	11	LIBERTY SHOPPING CENTRE	20	FULLWELL CROSS MEDICAL CENTRE	47
MAYORS PHARMACY	9	MAYORS PHARMACY	20	LIBERTY SHOPPING CENTRE	43
SANDBERN PHARMACY	8	WESTFIELD STRATFORD	19	VICARAGE FIELD BARKING	35
WANSTEAD PHARMACY	7	FULLWELL CROSS MEDICAL CENTRE	10	WESTFIELD STRATFORD	31
FULLWELL CROSS MEDICAL CENTRE	6	WOODGRANGE MEDICAL PRACTICE	9	SANDBERN PHARMACY	28
WOODGRANGE PHARMACY	6	GOOD HEALTH PHARMACY	9	EASTER PHARMACY - BUCKHURST HILL	18
ST THOMAS HOSPITAL	4	EASTER PHARMACY - BUCKHURST HILL	6	BOOTS UK	10
WOODGRANGE MEDICAL PRACTICE	4	WOODGRANGE PHARMACY	6	WOODGRANGE PHARMACY	7
GUYS HOSPITAL	3	SANDBERN PHARMACY	5	WHIPPS CROSS UNIVERSITY HOSPITAL	5
ALASTAIR FARQUHASON CENTRE	2	WHIPPS CROSS UNIVERSITY HOSPITAL	4	WELL PHARMACY - HIGHAMS PARK	5
HMP PENTONVILLE	2	LRM PHARMACY	4	DUNCANS PHARMACY - MANOR PARK	5
WOOD STREET HEALTH CENTRE	1	ST MARTIN'S CHURCH (KRY-BA PHARMACY)	3	LIBERTY BRIDGE (SIR LUDWIG GUTTMAN)	5
ROYAL DOCKS PHARMACY	1	NEWBY PLACE HEALTH & WELLBEING CENTRE	3	ALVIN ROSE CHEMIST - DAGENHAM	4
ALVIN ROSE CHEMIST - DAGENHAM	1	SAI PHARMACY	2	WELL PHARMACY - CHADWELL HEATH	4
Other sites	21	Other sites	56	Other sites	127
<b>Total</b>	<b>262</b>	<b>Total</b>	<b>530</b>	<b>Total</b>	<b>921</b>

# Redbridge COVID-19 vaccination uptake by ethnic category

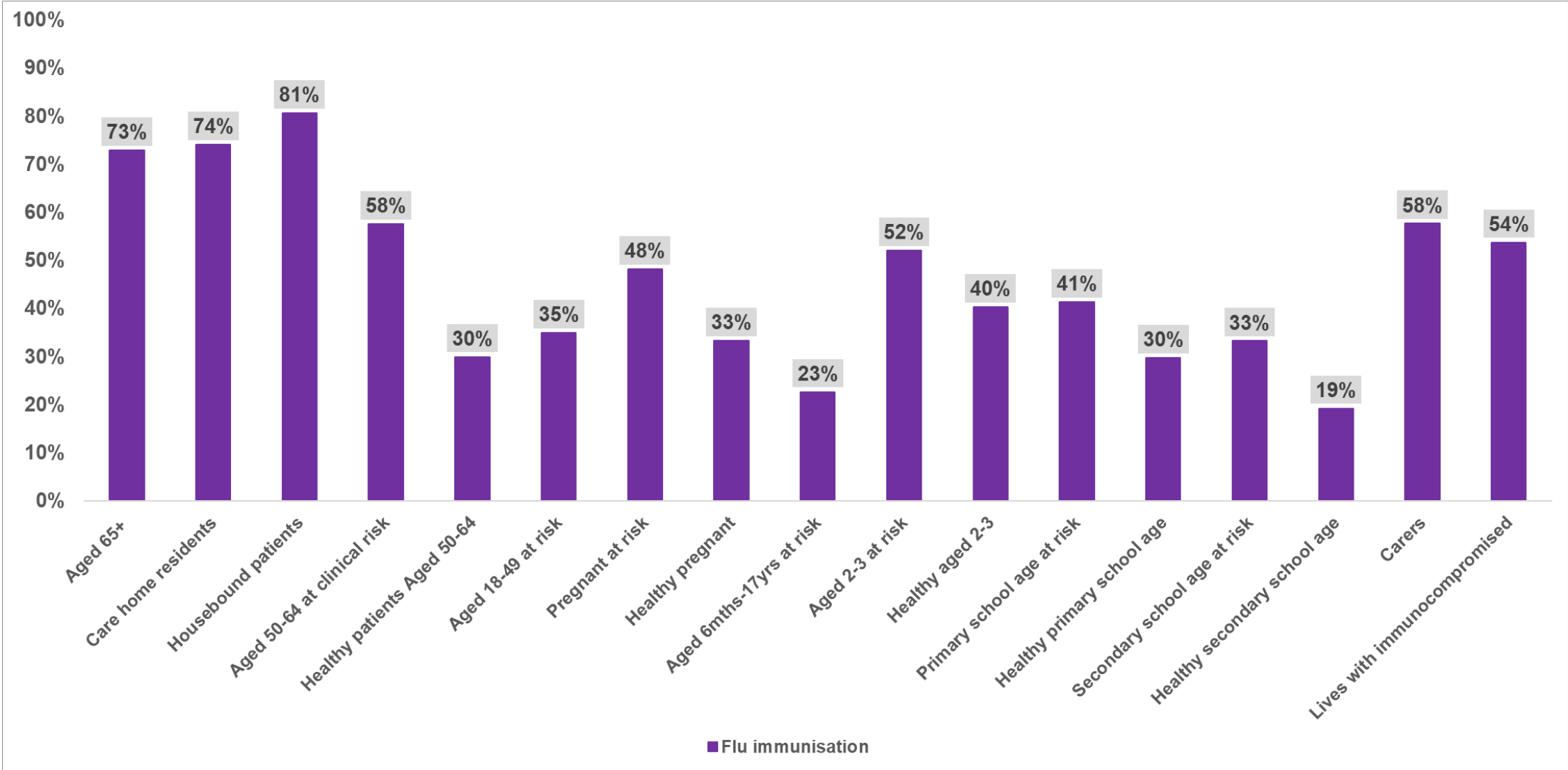


# Redbridge COVID-19 vaccination uptake by deprivation





# Redbridge Flu immunisation uptake by priority group





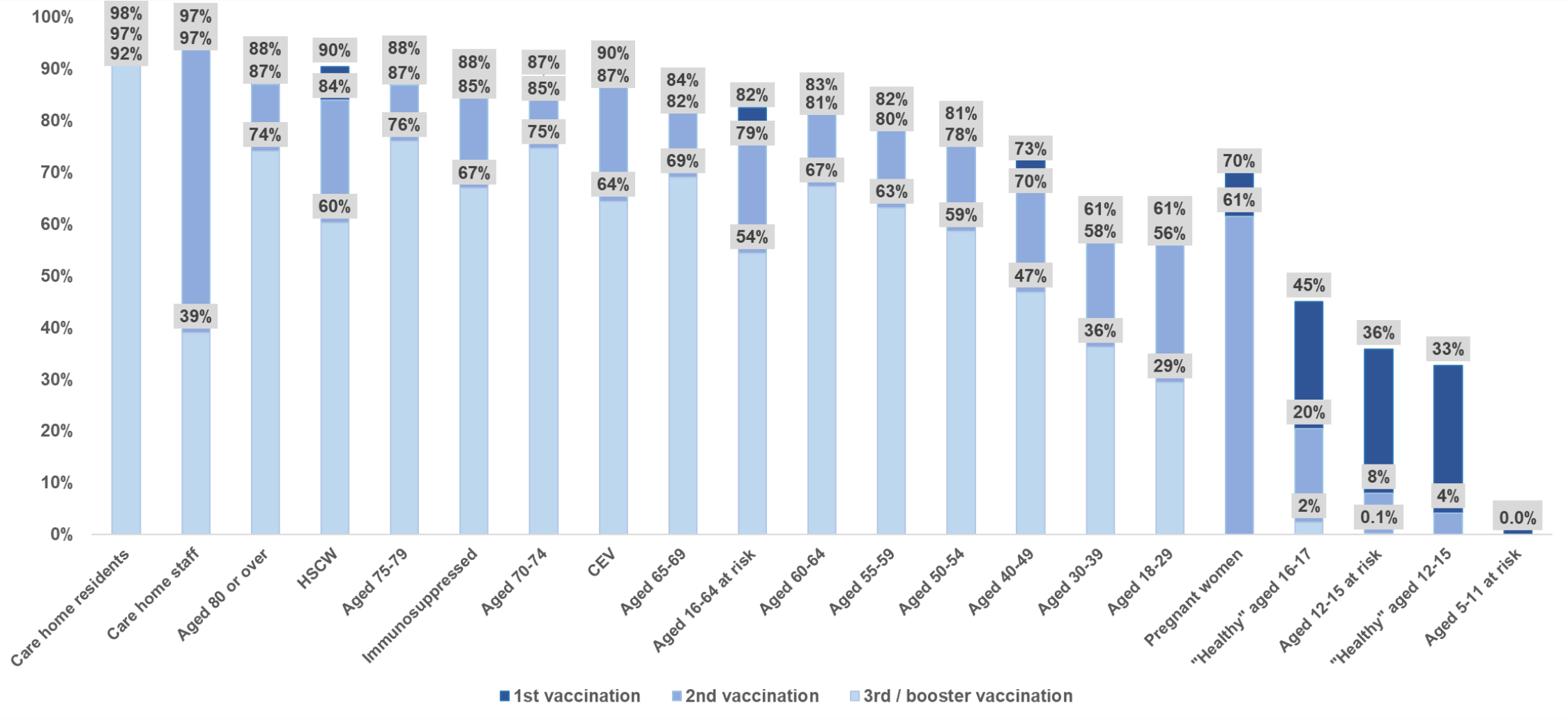
**North East London**  
Clinical Commissioning Group

# Operational data analysis - Tower Hamlets, Newham and Waltham Forest

For COVID-19 vaccination uptake in each Primary Care Network and GP practice, please request access to data from the Clinical Effectiveness Group at [cegcovid@qmul.ac.uk](mailto:cegcovid@qmul.ac.uk)



# Tower Hamlets COVID-19 vaccinations by priority group and dose



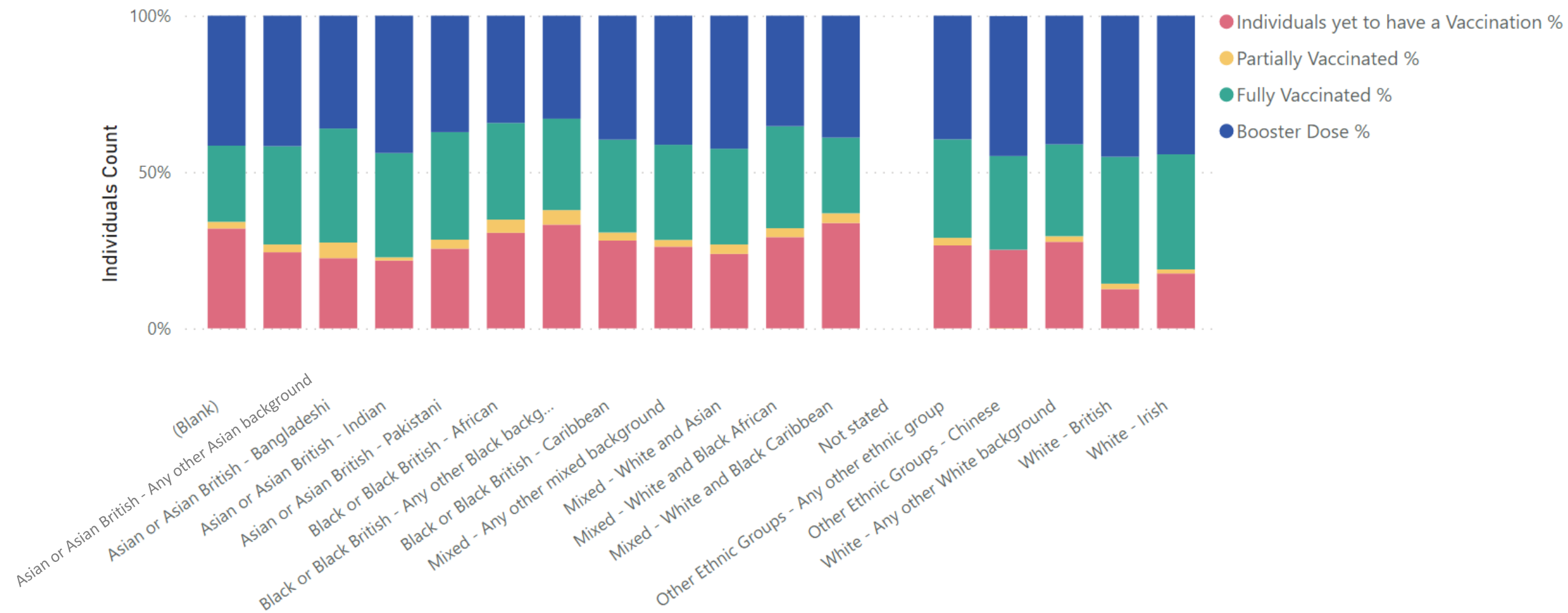
## Tower Hamlets COVID-19 booster vaccinations by priority group

Priority Groups	Patients	Eligible for booster dose	Booster doses given	Booster uptake	Booster doses left to do at 21 Feb
Age 80+	4,563	3,916	3,390	86.6%	526
Age 75-79	3,237	2,775	2,472	89.1%	303
Age 70-74	4,842	4,080	3,622	88.8%	458
Age 65-69	7,208	5,827	4,989	85.6%	838
Age 60-64	10,107	8,100	6,821	84.2%	1,279
Age 55-59	12,862	10,098	8,155	80.8%	1,943
Age 50-54	16,441	12,594	9,703	77.0%	2,891
Age 40-49	52,134	35,263	24,652	69.9%	10,611
Age 30-39	96,437	53,152	35,499	66.8%	17,653
Age 18-29	98,641	49,900	29,718	59.6%	20,182
Age 16-17	7,015	604	181	30.0%	423
<b>Tower Hamlets totals</b>	<b>313,487</b>	<b>186,309</b>	<b>129,202</b>	<b>69.3%</b>	<b>57,107</b>

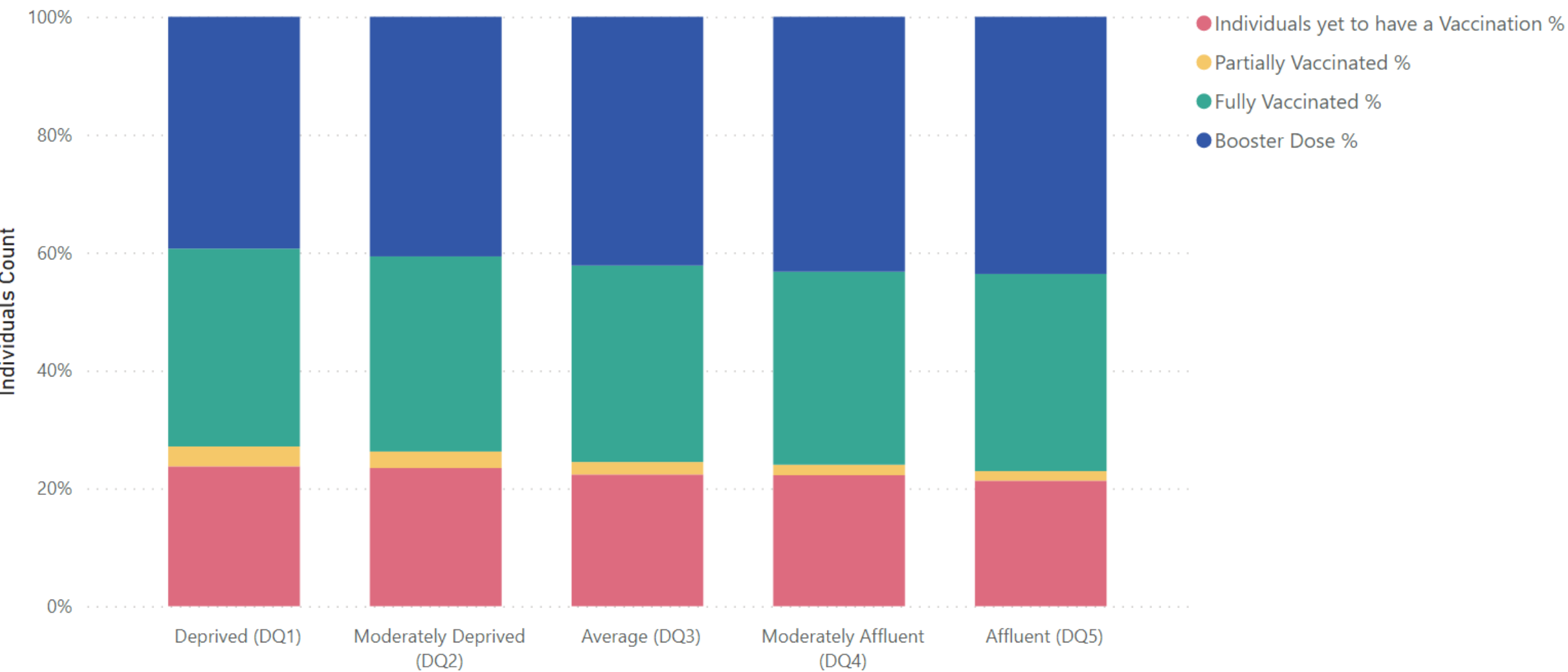
## NEL COVID-19 vaccination – where did Tower Hamlets patients get their doses in last 7 days?

Site	1st doses	Site	2nd doses	Site	3rd/booster doses
ALBERT JACOBS HOUSE	149	ALBERT JACOBS HOUSE	118	BOOTS UK	186
WESTFIELD STRATFORD	40	WESTFIELD STRATFORD	91	ALBERT JACOBS HOUSE	146
LINCOLN PHARMACY	22	LINCOLN PHARMACY	49	SHANTY'S - TOWER HAMLETS	107
NEWBY PLACE HEALTH & WELLBEING CENTRE	19	NEWBY PLACE HEALTH & WELLBEING CENTRE	40	NEWBY PLACE HEALTH & WELLBEING CENTRE	97
JAYPHARM CHEMISTS	16	COLUMBIA PHARMACY - LONDON	39	WESTFIELD STRATFORD	90
WESTFIELD STRATFORD CITY 2	13	JAYPHARM CHEMISTS	21	LINCOLN PHARMACY	90
COLUMBIA PHARMACY - LONDON	9	BOCKING CENTRE	17	COLUMBIA PHARMACY - LONDON	89
BOOTS UK	6	BOOTS UK	17	JAYPHARM CHEMISTS	84
SHANTY'S - TOWER HAMLETS	6	FORWARD PHARMACY	15	FORWARD PHARMACY	69
ST LEONARD'S	4	ST THOMAS HOSPITAL	11	LANSBURY PHARMACY	61
BARKANTINE PRACTICE	4	GUYS HOSPITAL	11	BARKANTINE PRACTICE	54
THE ROYAL LONDON HOSPITAL	4	SHANTY'S - TOWER HAMLETS	10	GREEN LIGHT PHARMACY - STEPNEY	47
KAMSONS PHARMACY - BOW	4	WESTFIELD STRATFORD CITY 2	9	GUYS HOSPITAL	46
ESSENTIALS PHARMACY	3	BARKANTINE PRACTICE	9	ST ANDREWS (GREEN LIGHT PHARMACY)	44
LEWIS GROVE PHARMACY	3	GREEN LIGHT PHARMACY - STEPNEY	9	KAMSONS PHARMACY - BOW	36
ST ANDREWS (GREEN LIGHT PHARMACY)	2	LEWIS GROVE PHARMACY	8	BIDBOROUGH HOUSE	35
EVERGREEN SURGERY	2	RAINE HOUSE (TOWER PHARMACY)	7	WESTFIELD STRATFORD CITY 2	33
WOODGRANGE PHARMACY	2	LRM PHARMACY	7	BOCKING CENTRE	24
LANSBURY PHARMACY	2	ST ANDREWS (GREEN LIGHT PHARMACY)	7	GUY'S HOSPITAL	22
LIBERTY SHOPPING CENTRE	2	LANSBURY PHARMACY	7	RAINE HOUSE (TOWER PHARMACY)	21
Other sites	39	Other sites	128	Other sites	342
<b>Total</b>	<b>351</b>	<b>Total</b>	<b>630</b>	<b>Total</b>	<b>1,723</b>

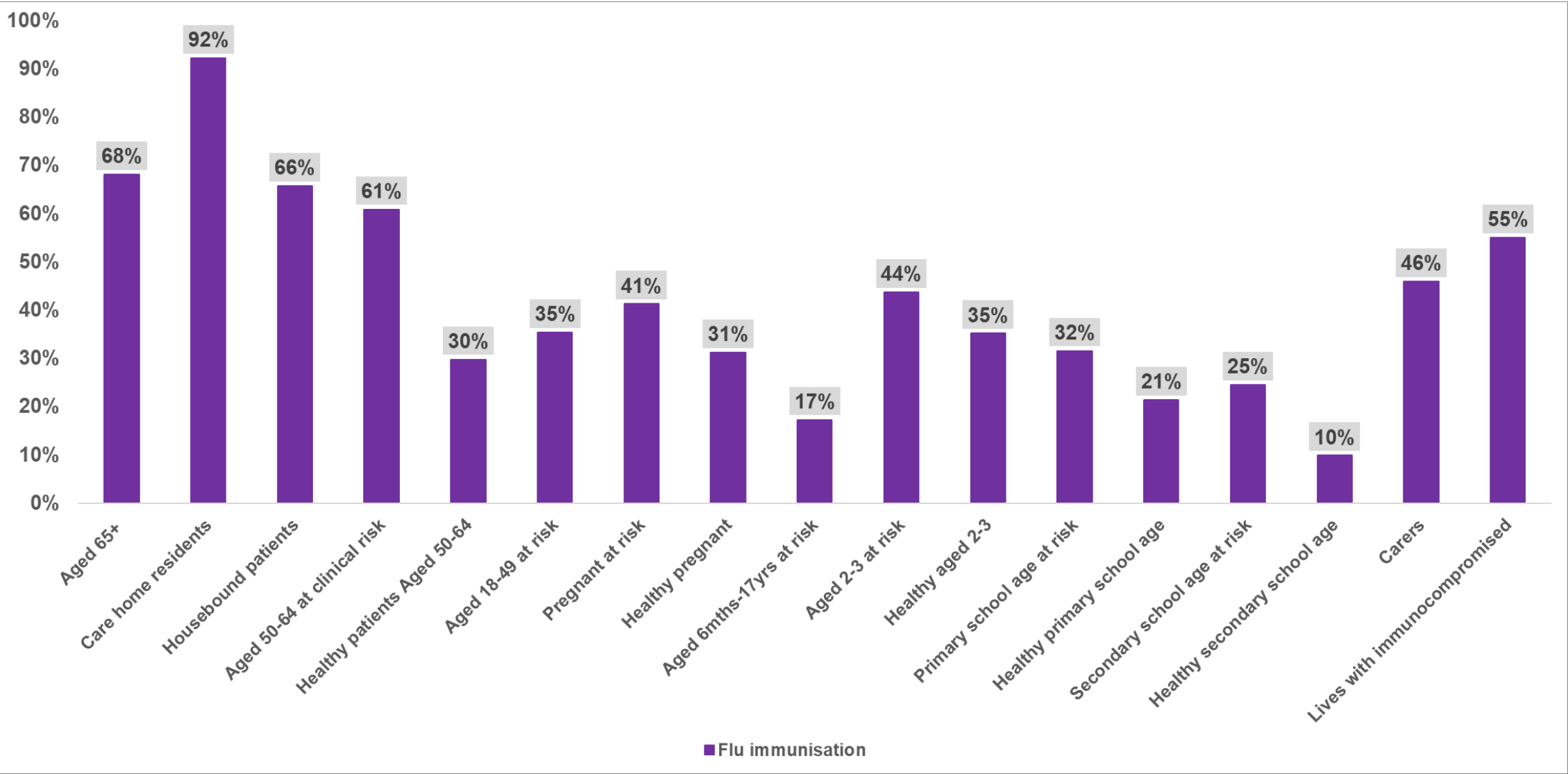
# Tower Hamlets COVID-19 vaccination uptake by ethnic category



# Tower Hamlets COVID-19 vaccination uptake by deprivation

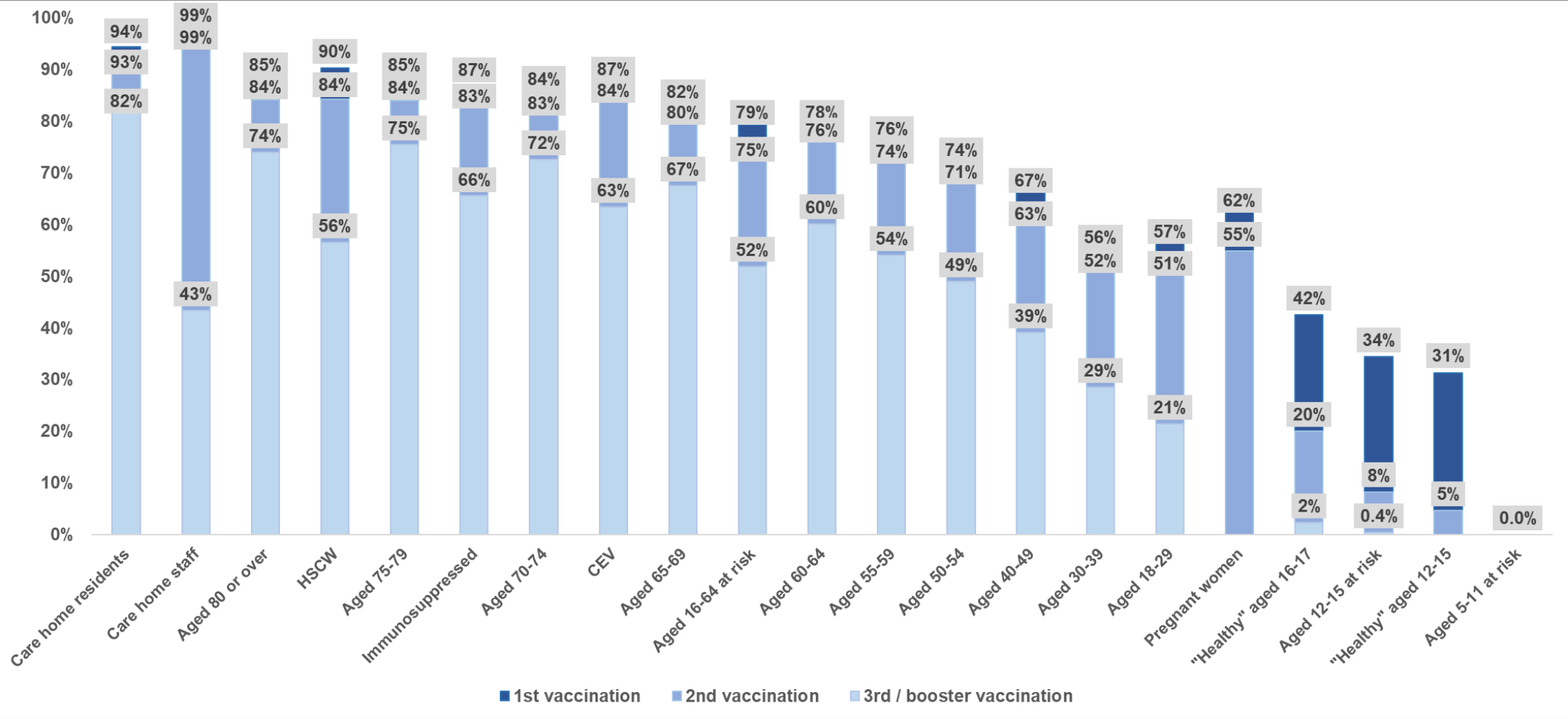


## Tower Hamlets Flu immunisation uptake by priority group





# Newham COVID-19 vaccinations by priority group and dose



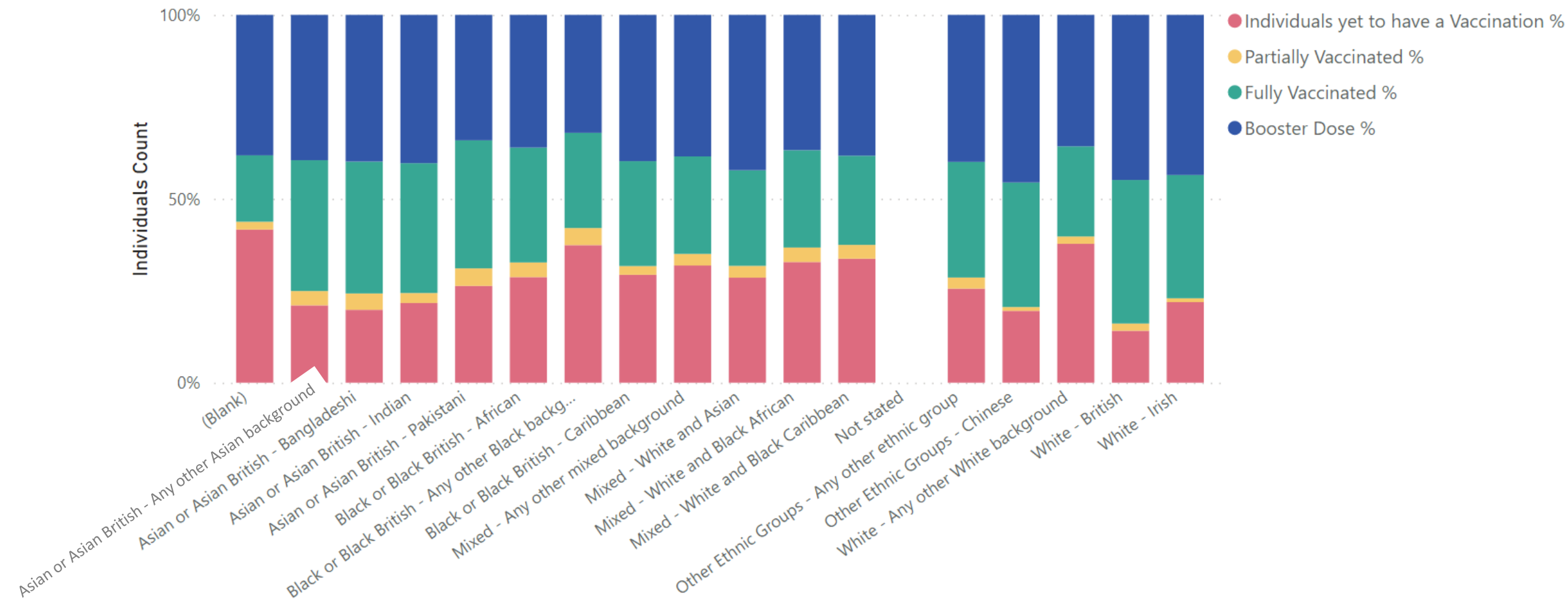
## Newham COVID-19 booster vaccinations by priority group

Priority Groups	Patients	Eligible for booster dose	Booster doses given	Booster uptake	Booster doses left to do at 21 Feb
Age 80+	6,059	5,031	4,488	89.2%	543
Age 75-79	4,557	3,783	3,440	90.9%	343
Age 70-74	7,257	5,917	5,269	89.0%	648
Age 65-69	11,006	8,686	7,447	85.7%	1,239
Age 60-64	15,667	11,708	9,458	80.8%	2,250
Age 55-59	20,616	14,862	11,201	75.4%	3,661
Age 50-54	25,061	17,279	12,326	71.3%	4,953
Age 40-49	67,050	40,884	26,421	64.6%	14,463
Age 30-39	100,624	49,072	29,105	59.3%	19,967
Age 18-29	92,868	41,127	20,264	49.3%	20,863
Age 16-17	9,802	717	253	35.3%	464
<b>Newham totals</b>	<b>360,567</b>	<b>199,066</b>	<b>129,672</b>	<b>65.1%</b>	<b>69,394</b>

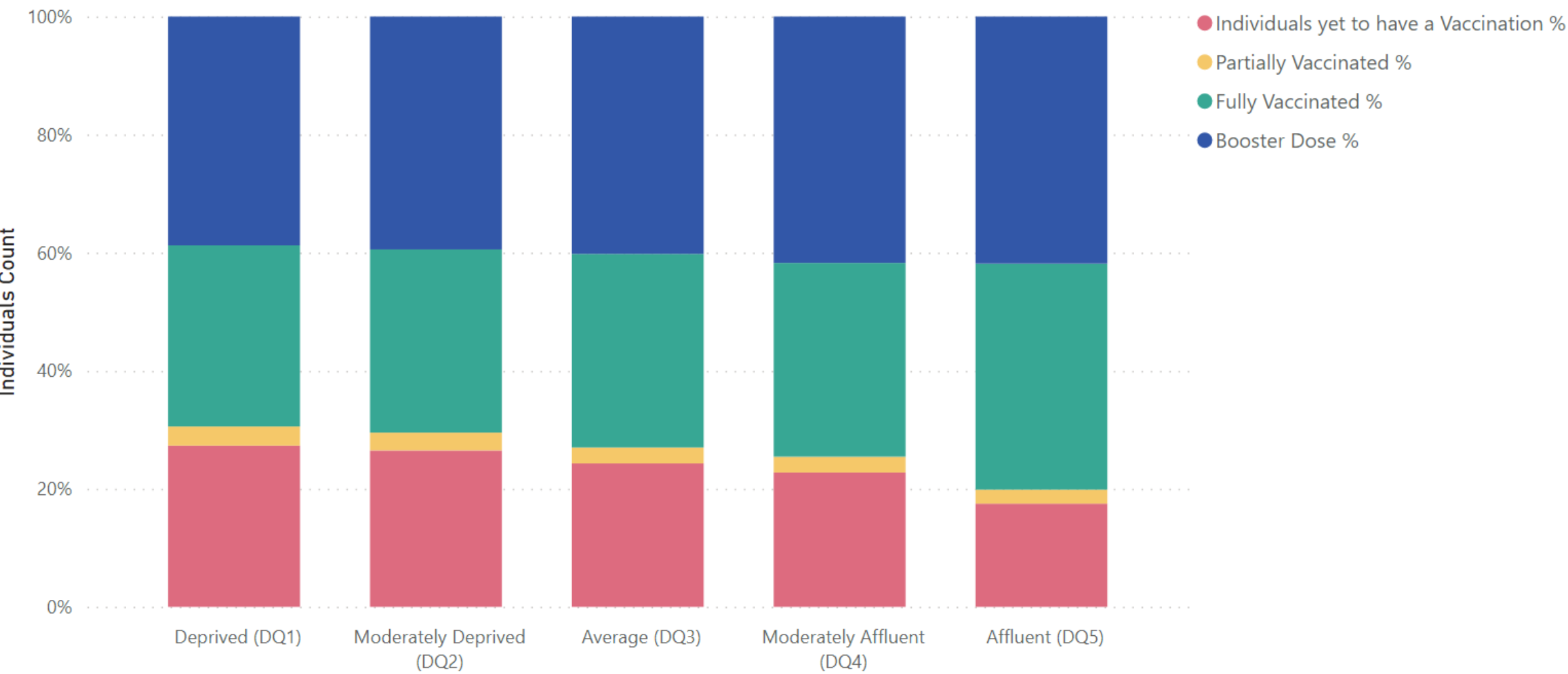
## NEL COVID-19 vaccination – where did Newham patients get their doses in last 7 days?

Site	1st doses	Site	2nd doses	Site	3rd/booster doses
WOODGRANGE MEDICAL PRACTICE	68	WOODGRANGE MEDICAL PRACTICE	187	WESTFIELD STRATFORD	238
WESTFIELD STRATFORD	53	WESTFIELD STRATFORD	147	LIBERTY BRIDGE (SIR LUDWIG GUTTMAN)	121
LIBERTY BRIDGE (SIR LUDWIG GUTTMAN)	41	ESSEX LODGE	74	DUNCANS PHARMACY - MANOR PARK	80
ESSEX LODGE	20	LIBERTY BRIDGE (SIR LUDWIG GUTTMAN)	67	ESSEX LODGE	77
LRM PHARMACY	17	LRM PHARMACY	46	WOODGRANGE MEDICAL PRACTICE	71
DUNCANS PHARMACY - MANOR PARK	13	WOODGRANGE PHARMACY	40	BERG PHARMACY	55
VICARAGE FIELD BARKING	13	DUNCANS PHARMACY - MANOR PARK	21	NEWHAM GENERAL HOSPITAL	51
WOODGRANGE PHARMACY	12	BERG PHARMACY	19	ROYAL DOCKS PHARMACY	48
NEWHAM GENERAL HOSPITAL	11	VICARAGE FIELD BARKING	19	WORDSWORTH HEALTH CENTRE	47
VICARAGE PHARMACY	10	NEWHAM GENERAL HOSPITAL	19	LRM PHARMACY	45
WESTBURY ROAD MEDICAL PRACTICE	10	SAI PHARMACY	16	BOOTS UK	45
SAI PHARMACY	8	WESTBURY ROAD MEDICAL PRACTICE	16	VICARAGE PHARMACY	39
REDBRIDGE TOWN HALL	7	STAR LANE MEDICAL CENTRE	14	BLAKEBERRY PHARMACY	35
BERG PHARMACY	5	KING GEORGE'S HOSPITAL	13	BECKTON PHARMACY	34
ROYAL DOCKS PHARMACY	5	ROYAL DOCKS PHARMACY	13	WOODGRANGE PHARMACY	33
BLAKEBERRY PHARMACY	5	WORDSWORTH HEALTH CENTRE	12	SAI PHARMACY	30
ECLIPSE PHARMACY	4	MUNRO PHARMACY	9	WESTON - FOREST GATE	23
BOOTS UK	4	VICARAGE PHARMACY	8	STAR LANE MEDICAL CENTRE	22
STAR LANE MEDICAL CENTRE	4	REDBRIDGE TOWN HALL	8	WESTON PHARMACY	21
WESTON PHARMACY	3	BECKTON PHARMACY	7	BIDBOROUGH HOUSE	12
<b>Other sites</b>	<b>42</b>	<b>Other sites</b>	<b>128</b>	<b>Other sites</b>	<b>265</b>
<b>Total</b>	<b>355</b>	<b>Total</b>	<b>883</b>	<b>Total</b>	<b>1,392</b>

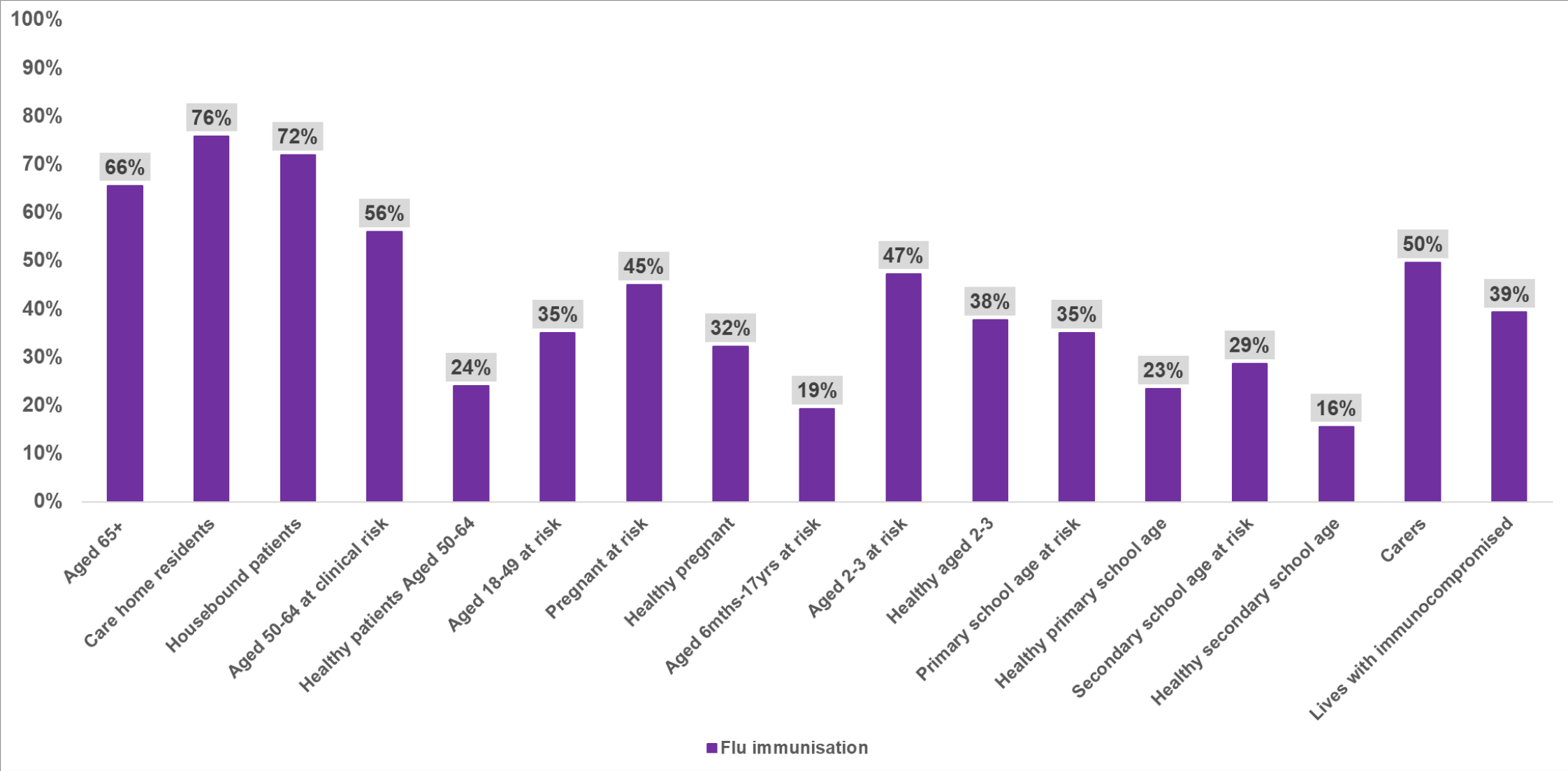
# Newham COVID-19 vaccination uptake by ethnic category



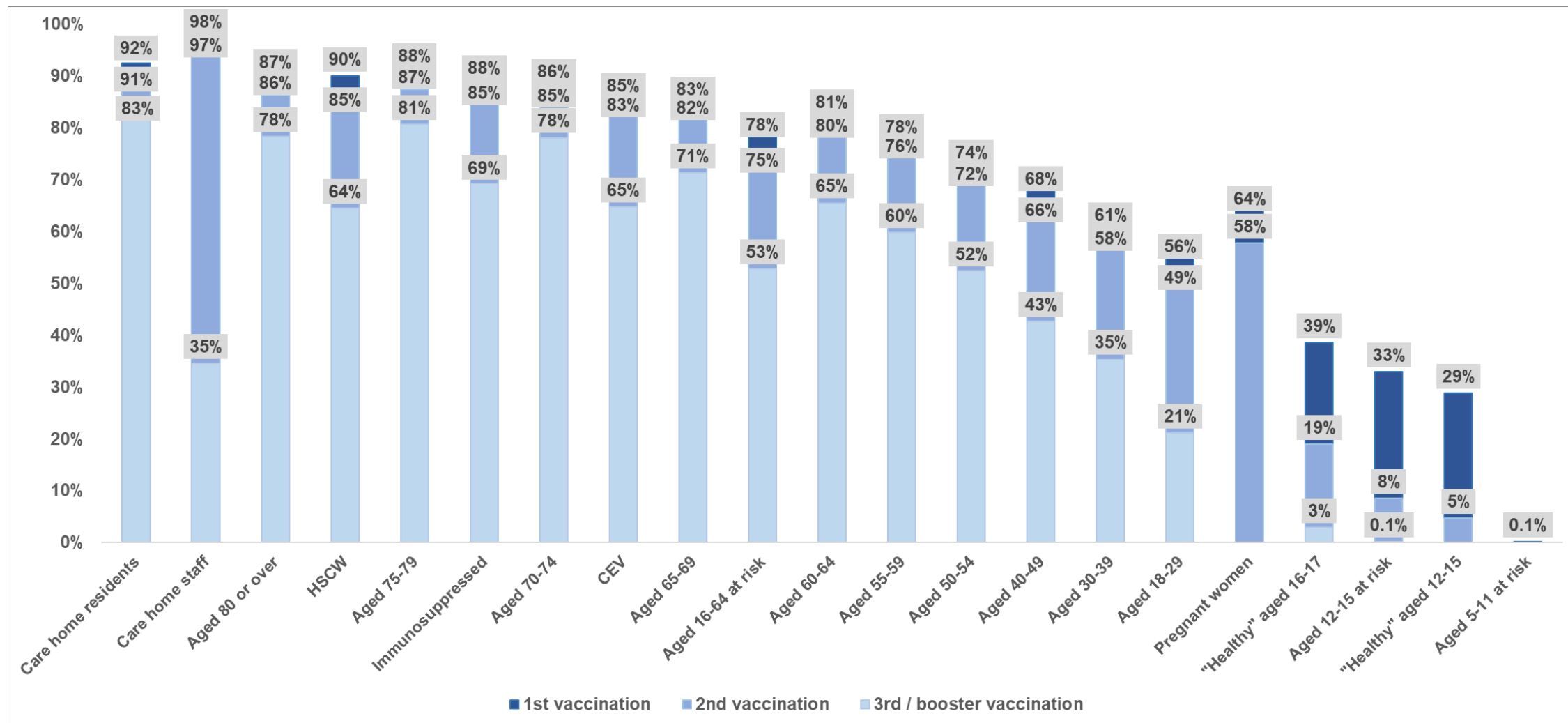
# Newham COVID-19 vaccination uptake by deprivation



# Newham Flu immunisation uptake by priority group



## Waltham Forest COVID-19 vaccinations by priority group and dose



## Waltham Forest COVID-19 booster vaccinations by priority group

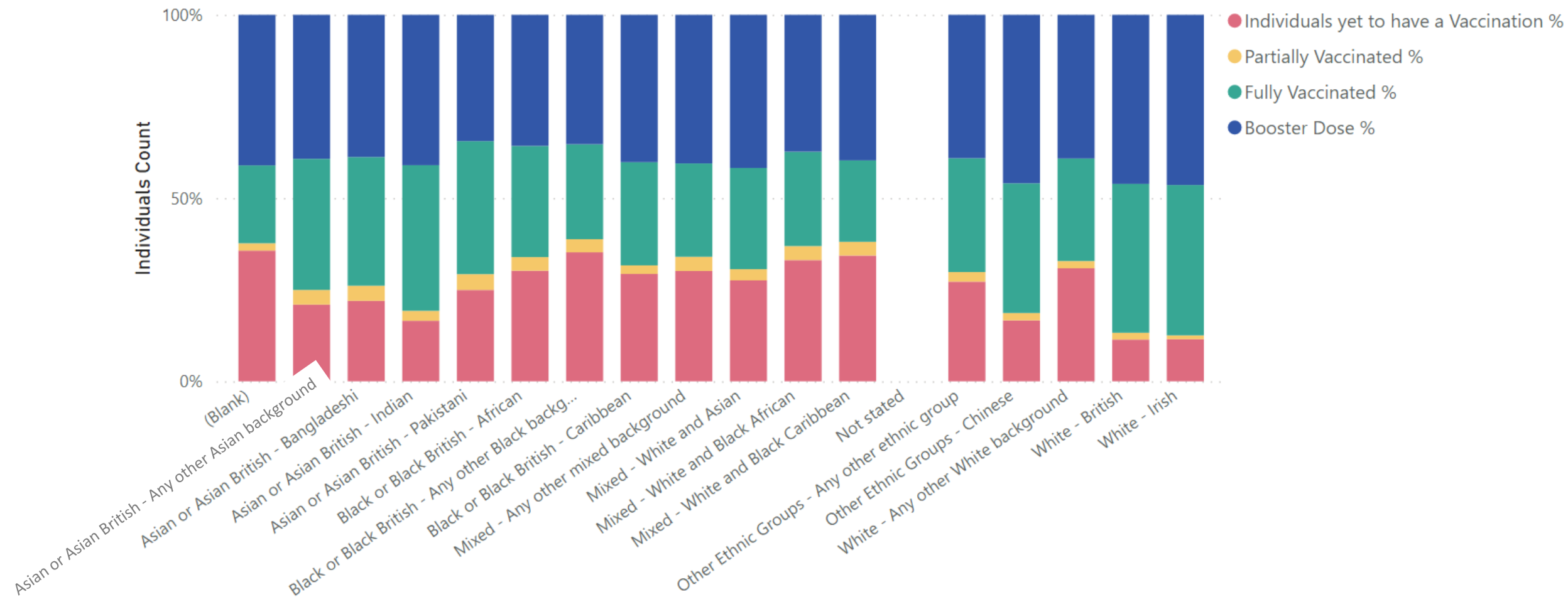
Priority Groups	Patients	Eligible for booster dose	Booster doses given	Booster uptake	Booster doses left to do at 21 Feb
Age 80+	7,880	6,743	6,183	91.7%	560
Age 75-79	5,852	5,064	4,724	93.3%	340
Age 70-74	7,871	6,681	6,165	92.3%	516
Age 65-69	10,249	8,338	7,325	87.9%	1,013
Age 60-64	14,081	11,111	9,264	83.4%	1,847
Age 55-59	18,394	13,787	11,035	80.0%	2,752
Age 50-54	21,411	15,082	11,279	74.8%	3,803
Age 40-49	51,769	32,826	22,257	67.8%	10,569
Age 30-39	65,625	36,044	23,464	65.1%	12,580
Age 18-29	49,814	21,903	10,770	49.2%	11,133
Age 16-17	7,063	681	225	33.0%	456
<b>Waltham Forest totals</b>	<b>260,009</b>	<b>158,260</b>	<b>112,691</b>	<b>71.2%</b>	<b>45,569</b>



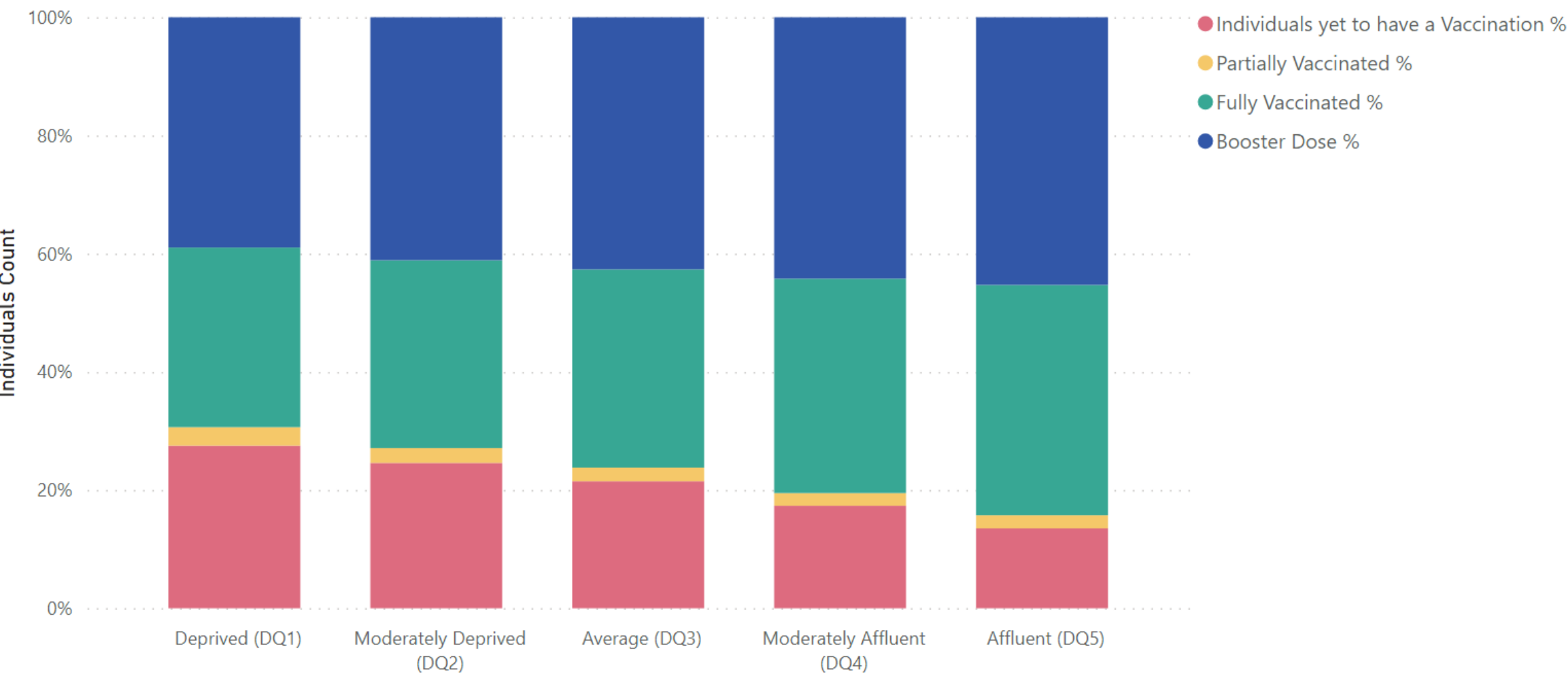
## NEL COVID-19 vaccination – where did Waltham Forest patients get their doses in last 7 days?

Site	1st doses	Site	2nd doses	Site	3rd/booster doses
WALTHAMSTOW LIBRARY	23	WALTHAMSTOW LIBRARY	77	WALTHAMSTOW LIBRARY	157
WESTFIELD STRATFORD	18	WESTFIELD STRATFORD	49	WELL PHARMACY - HIGHAMS PARK	91
ANJI'S PHARMACY	10	ANJI'S PHARMACY	35	WESTFIELD STRATFORD	66
WHIPPS CROSS UNIVERSITY HOSPITAL	10	JUBILEE CENTRE 2	22	ANJI'S PHARMACY	46
WESTFIELD STRATFORD CITY 2	9	SIR JAMES HAWKEY HALL	21	LEYTON ORIENT PHARMACY	45
SIR JAMES HAWKEY HALL	7	EVERGREEN SURGERY	20	WHIPPS CROSS UNIVERSITY HOSPITAL	44
JUBILEE CENTRE 2	7	MAYORS PHARMACY	20	JUBILEE CENTRE 2	38
MAYORS PHARMACY	7	WHIPPS CROSS UNIVERSITY HOSPITAL	16	ECLIPSE PHARMACY	34
WOODGRANGE MEDICAL PRACTICE	7	WOODGRANGE MEDICAL PRACTICE	13	MICHAEL FRANKLIN CHEMISTS	30
ST THOMAS HOSPITAL	6	WESTFIELD STRATFORD CITY 2	11	WESTFIELD STRATFORD CITY 2	27
EVERGREEN SURGERY	6	WOODGRANGE PHARMACY	11	WOOD STREET HEALTH CENTRE	25
ECLIPSE PHARMACY	6	EASTER PHARMACY - BUCKHURST HILL	10	MAYORS PHARMACY	20
WOOD STREET HEALTH CENTRE	5	WANSTEAD PHARMACY	9	WANSTEAD PHARMACY	15
LORDSHIP LANE HEALTH CENTRE	3	LRM PHARMACY	8	WOODGRANGE PHARMACY	14
EASTER PHARMACY - BUCKHURST HILL	3	GOOD HEALTH PHARMACY	8	WELL PHARMACY - CHINGFORD	11
WANSTEAD PHARMACY	3	WOOD STREET HEALTH CENTRE	8	EASTER PHARMACY - BUCKHURST HILL	10
LRM PHARMACY	3	CARLTON HOUSE	7	LIBERTY SHOPPING CENTRE	9
CP HOUSE, 97-107	2	LIBERTY BRIDGE (SIR LUDWIG GUTTMAN)	7	LIBERTY BRIDGE (SIR LUDWIG GUTTMAN)	8
LIBERTY BRIDGE (SIR LUDWIG GUTTMAN)	2	ST MARK'S (PHARMACY WAREHOUSE)	4	EVERGREEN SURGERY	6
LIBERTY SHOPPING CENTRE	2	ELGON CHEMIST	4	BRITANNIA PHARMACY	6
<b>Other sites</b>	<b>21</b>	<b>Other sites</b>	<b>89</b>	<b>Other sites</b>	<b>149</b>
<b>Total</b>	<b>160</b>	<b>Total</b>	<b>449</b>	<b>Total</b>	<b>851</b>

# Waltham Forest COVID-19 vaccination uptake by ethnic category



# Waltham Forest COVID-19 vaccination uptake by deprivation



# Waltham Forest Flu immunisation uptake by priority group

